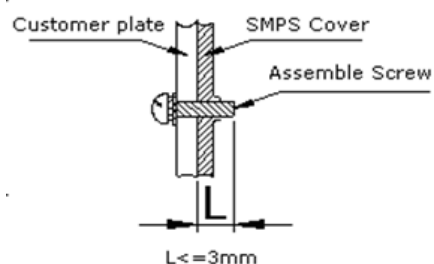
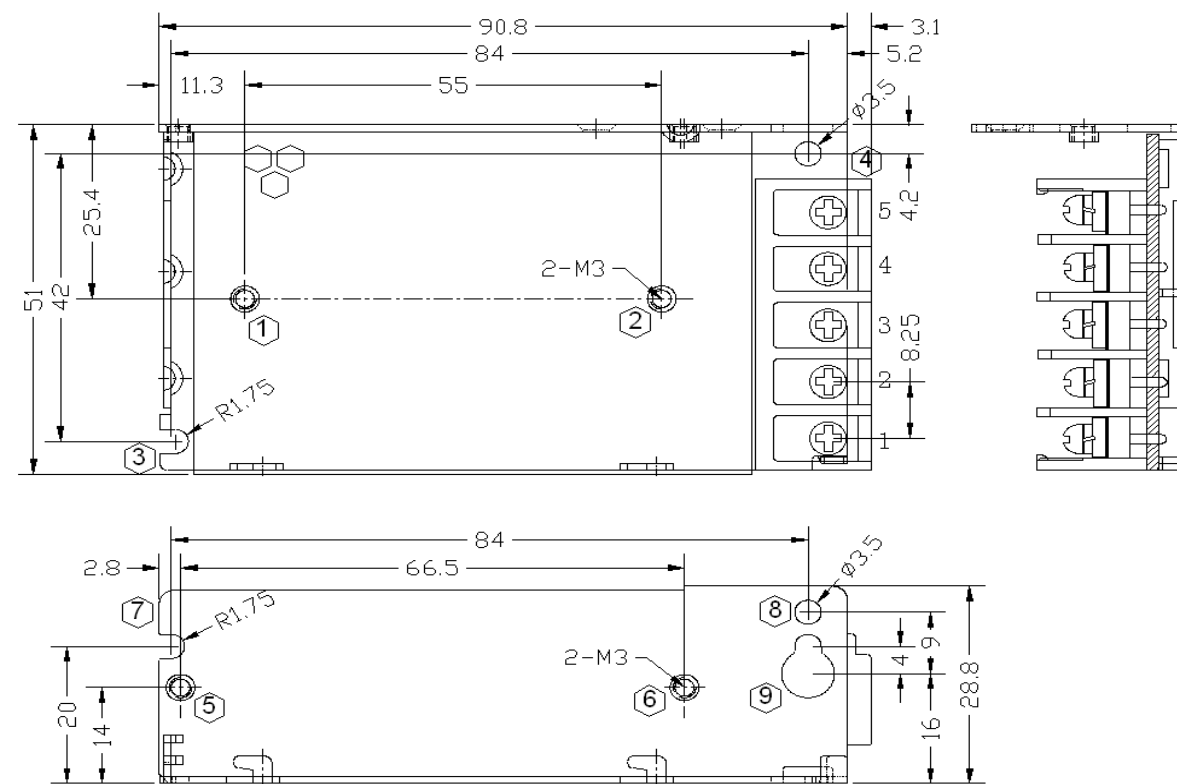
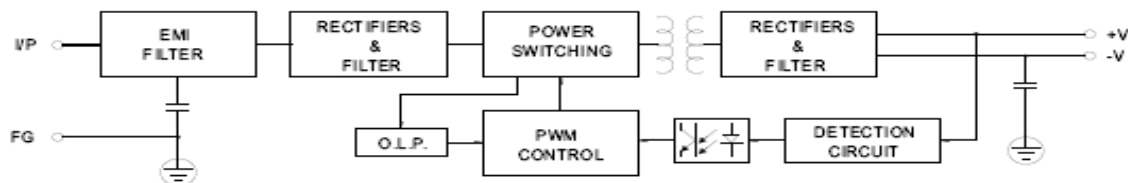



CECB
Features:

- No Load power consumption<0.5W
- High AC input
- Miniature size,high power density,high efficiency,long life and high reliability
- Withstand 300VA surge input for 5 sec.
- Output protections: OLP/OVP/SCP/OPP
- Wide operating ambient temp (-25℃~70℃), 100% @50℃、70%@70℃
- All using 105℃ long life electrolytic capacitors.
- 100% full load burn-in test
- PCB soldering side with conformal coating
- Suitable for critical applications
- 3 years warranty

SPECIFICATION

MODEL			PD-H35S12
OUTPUT	DC Output		12V
	Rated Current		2.6A
	Current Range		0~2.6A
	Ripple and Noise Note 2	-25~70℃	<120mV
	Voltage ADJ. Range		11.4~12.6V
	Voltage Accuracy		±2.0%
	Line Regulation		±1.0%
	Load Regulation		±2.0%
	Set-up Time		<1.0S (230Vac input, Full load)
	Hold up Time		>20mS(230Vac input, Full load)
	Temperature Coefficient		±0.03%/℃
	Overshoot and Undershoot		<5.0%
INPUT	Voltage Range		176Vac~264Vac
	Frequency Range		47Hz~63Hz
	Efficiency (Typical)		82%
	AC Current (max.)		0.7A
	Inrush Current (Typical)		<40A@230Vac Cold start
	Leakage Current		Input—output:<3.5mA Input—PG:<0.25mA
PROTECTION	Over Load		3.15~4.5A, constant power
	Over power		37.8~54W, constant power
	Short Circuit		Long-term mode, auto recovery
ENVIRONMENT	Operating amb. Temp. & Hum.		-25℃~70℃; 20%-90%RH No condensing (refer to the derating curve)
	Storage Temp. & Hum.		-40℃~85℃; 10%-95%RH No condensing
SAFETY & EMC Note 3	Safety Standards		EN60950-1: 2006
	Withstand Voltage		Primary-Secondary:3.0KVac; ≤10mA .Primary-PG:1.5KVac; ≤10mA. Secondary-PG:0.5KVDC;≤10mA.
	Isolation Resistance		≥100M ohms
	EMI Conduction&Radiation		Compliance to EN55022 ClassB; FCC PART15 B
	EMS Immunity		Compliance to EN61000-4-2,4,5,8,11;
OTHERS	MTBF (MIL-HDBK-217F)		More than 200,000Hrs (25℃, Full load)
	Dimension (L*W*H)		94.5×51.5×29.5mm
	Packing		48PCS/CTN, 10.42KGS, 0.03CBM
	Cooling method		Cooling by free air convection
NOTE	1. All parameters NOT specially mentioned are measured at 230Vac input, rated load and 25℃ of ambient temperature. 2. Measured at 20MHz of bandwidth by using a 12" twisted pair-wire terminated with a 0.1 uF & 10uF parallel capacitor. 3. The SPS is considered a component which will be installed into final equipment. The equipment must be re-confirmed that it still meets EMC directives. 4. Powerld offer accessories for Din-35 rail bar. Please contact sales staff for details.		

Mechanical Specification Unit:mm

Block Diagram

Derating Curve
