



■ Features :

- Universal AC input / Full range
- No load power consumption<0.3W
- ErP step2 compliant
- NRCan compliant
- Meet EISA 2007 (Energy Independence and Security Act)
- 3 pole AC inlet IEC320-C14
- Class I power (with earth pin)
- Protections: Short circuit / Overload / Over voltage
- Fully enclosed plastic case
- LED indicator for power on
- Approvals: UL / CUL / TUV / BSMI / CCC / PSE / CB / FCC / CE
- Pass LPS
- 2 years warranty

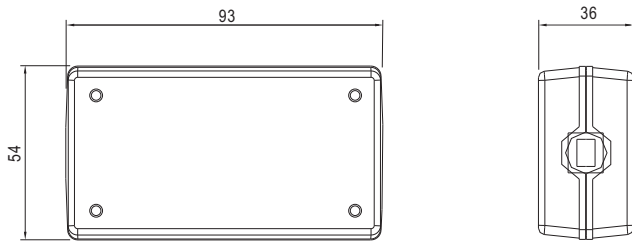
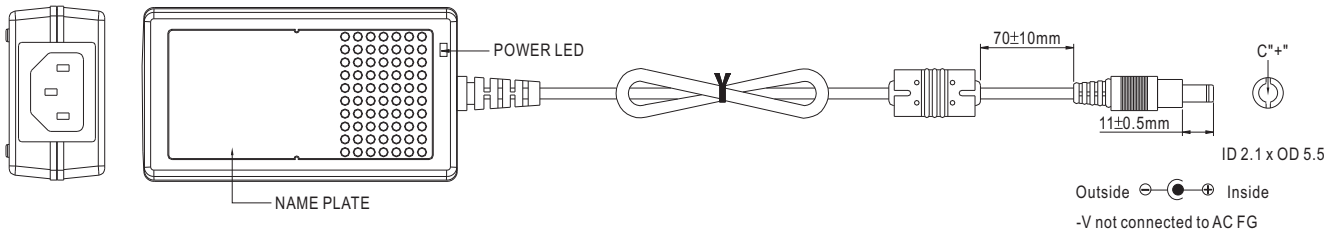
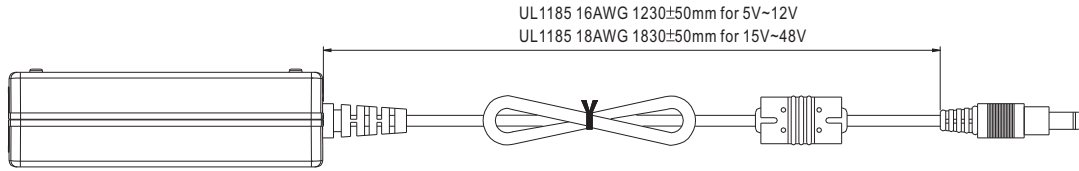


SPECIFICATION

| ORDER NO. | GS18A05-P1J | GS18A07-P1J | GS18A09-P1J | GS18A12-P1J | GS18A15-P1J | GS18A18-P1J | GS18A24-P1J | GS18A28-P1J | GS18A48-P1J | |
|---------------------------------------|-----------------------------------------------------------------------------------------------------------------------------------------------------------------------------------------------------------------------------------------------------------------------------------------------------------------------------------------------------------------------------------------------------------------------------------------------------------------------------------------------------------------------------------------------------------------------------------------------------------------------------------------------------------------------------------------------------------------------------|-------------------------------------------------------------------------------------------------------------------------|-------------|-------------|-------------|-------------|-------------|-------------|-------------|------------|
| OUTPUT | SAFETY MODEL NO. | GS18A05 | GS18A07 | GS18A09 | GS18A12 | GS18A15 | GS18A18 | GS18A24 | GS18A28 | GS18A48 |
| | DC VOLTAGE <small>Note.2</small> | 5V | 7.5V | 9V | 12V | 15V | 18V | 24V | 28V | 48V |
| | RATED CURRENT | 3.0A | 2.0A | 2.0A | 1.50A | 1.20A | 1.0A | 0.75A | 0.64A | 0.375A |
| | CURRENT RANGE | 0 ~ 3.0A | 0 ~ 2.0A | 0 ~ 2.0A | 0 ~ 1.50A | 0 ~ 1.20A | 0 ~ 1.0A | 0 ~ 0.75A | 0 ~ 0.64A | 0 ~ 0.375A |
| | RATED POWER (max.) | 15W | 15W | 18W | 18W | 18W | 18W | 18W | 18W | 18W |
| | RIPPLE & NOISE (max.) <small>Note.3</small> | 50mVp-p | 80mVp-p | 80mVp-p | 80mVp-p | 100mVp-p | 150mVp-p | 180mVp-p | 240mVp-p | 240mVp-p |
| | VOLTAGE TOLERANCE <small>Note.4</small> | ±5.0% | ±5.0% | ±5.0% | ±3.0% | ±3.0% | ±3.0% | ±2.0% | ±2.0% | ±2.0% |
| | LINE REGULATION <small>Note.5</small> | ±1.0% | ±1.0% | ±1.0% | ±1.0% | ±1.0% | ±1.0% | ±1.0% | ±1.0% | ±1.0% |
| LOAD REGULATION <small>Note.6</small> | ±5.0% | ±5.0% | ±5.0% | ±3.0% | ±3.0% | ±3.0% | ±2.0% | ±2.0% | ±2.0% | |
| SETUP, RISE, HOLD UP TIME | 500ms, 20ms, 50ms/230VAC 500ms, 20ms, 15ms/115VAC at full load | | | | | | | | | |
| INPUT | VOLTAGE RANGE | 90 ~ 264VAC 135 ~ 370VDC | | | | | | | | |
| | FREQUENCY RANGE | 47 ~ 63Hz | | | | | | | | |
| | EFFICIENCY (Typ.) | 79.5% | 82% | 83% | 85% | 85% | 85% | 86% | 86.5% | 87% |
| | AC CURRENT | 0.5A / 100VAC | | | | | | | | |
| | INRUSH CURRENT (max.) | 45A / 230VAC | | | | | | | | |
| LEAKAGE CURRENT(max.) | 0.75mA / 240VAC | | | | | | | | | |
| PROTECTION | OVERLOAD | 110 ~ 150% rated output power Protection type : Hiccup mode, recovers automatically after fault condition is removed | | | | | | | | |
| | OVER VOLTAGE | 105 ~ 135% rated output voltage Protection type : Clamp by zener diode, output short | | | | | | | | |
| ENVIRONMENT | WORKING TEMP. | 0 ~ +50°C (Refer to "Derating Curve") | | | | | | | | |
| | WORKING HUMIDITY | 20% ~ 90% RH non-condensing | | | | | | | | |
| | STORAGE TEMP., HUMIDITY | -20 ~ +85°C, 10 ~ 95% RH | | | | | | | | |
| | TEMP. COEFFICIENT | ±0.03% / °C (0 ~ 50°C) | | | | | | | | |
| VIBRATION | 10 ~ 500Hz, 2G 10min./1cycle, period for 60min. each along X, Y, Z axes | | | | | | | | | |
| SAFETY & EMC (Note. 7) | SAFETY STANDARDS | UL60950-1, CSA C22.2, TUV EN60950-1, BSMI CNS14336, PSE J60950-1(5~28V only), CCC GB4943 approved | | | | | | | | |
| | WITHSTAND VOLTAGE | I/P-O/P:4242VDC, I/P-FG:2121VDC | | | | | | | | |
| | ISOLATION RESISTANCE | I/P-O/P, I/P-FG:100M Ohms / 500VDC / 25°C / 70% RH | | | | | | | | |
| | EMC EMISSION | Compliance to EN55022, EN61000-3-2,3, FCC PART 15 / CISPR22 class B, CNS13438 class B, GB9254 | | | | | | | | |
| | EMC IMMUNITY | Compliance to EN61000-4-2,3,4,5,6,8,11, light industry level, criteria A | | | | | | | | |
| OTHERS | MTBF | 500Khrs min. MIL-HDBK-217F(25°C) | | | | | | | | |
| | DIMENSION | 93*54*36mm (L*W*H) | | | | | | | | |
| | PACKING | 230g ; 60pcs / 15kg / CARTON | | | | | | | | |
| CONNECTOR | PLUG | See page2 | | | | | | | | |
| | CABLE | See page2 | | | | | | | | |
| NOTE | <p>1.All parameters are specified at 230VAC input, rated load, 25°C 70% RH ambient.</p> <p>2.DC voltage: The output voltage set at point measure by plug terminal & 50% load.</p> <p>3.Ripple & noise are measured at 20MHz by using a 12" twisted pair terminated with a 0.1uf & 47uf capacitor.</p> <p>4.Tolerance: includes set up tolerance, line regulation, load regulation.</p> <p>5.Line regulation is measured from low line to high line at rated load.</p> <p>6.Load regulation is measured from 20% to 100% rated load</p> <p>7.The power supply is considered as an independent unit, but the final equipment still need to re-confirm that the whole system complies with the EMC directives.</p> | | | | | | | | | |

■ Mechanical Specification

Unit:mm

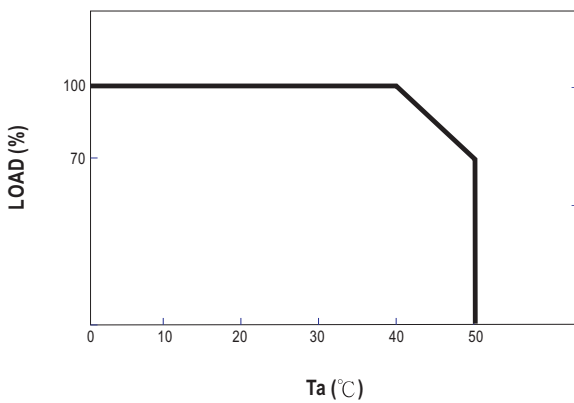


■ Plug Assignment

Standard plug: P1J

| P1J | |
|--------|--------|
| P/N | OUTPUT |
| CENTER | + |

■ Derating Curve



■ Static Characteristics

