


■ Features :

- Interchangeable AC plugs (plug kit sold separately)
- Universal AC input / Full range
- No load power consumption < 0.3W
- ErP step2 compliant
- Meet EISA 2007 (Energy Independence and Security Act) for 5~48V
- Class II power (without earth pin)
- Protections: Short circuit / Overload / Over voltage
- Fully enclosed plastic case
- LED indicator for power on
- Pass LPS
- Approvals: UL / CUL / TUV / CCC / CB / FCC / CE / C-Tick
- 2 years warranty

AC INLET PLUG

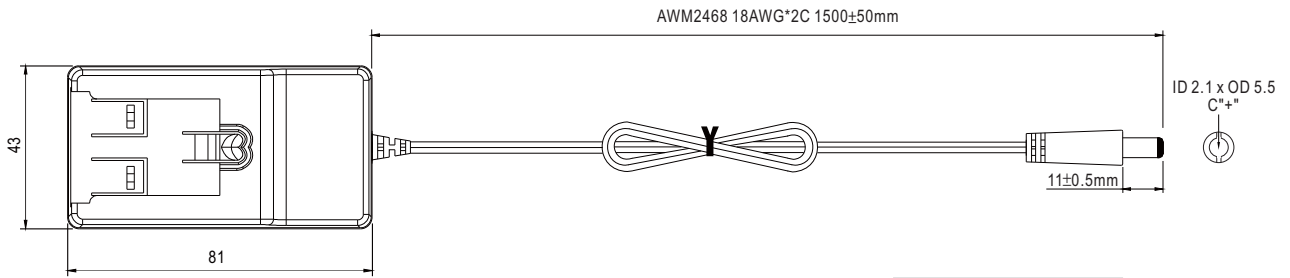

| TYPE | | | | | |
|-----------|-----------------|------------|---------------|------------|---------------|
| | Australian type | U.K type | European type | US type | Mix four type |
| ORDER NO. | AC plug-AU | AC plug-UK | AC plug-EU | AC plug-US | AC plug-MIX |

SPECIFICATION

| POWER SUPPLY MAIN BODY ORDER NO. | GE18I05-P1J | GE18I07-P1J | GE18I09-P1J | GE18I12-P1J | GE18I15-P1J | GE18I18-P1J | GE18I24-P1J | GE18I48-P1J | | | | | | | | | | | | | | | | | | | | | | | | | | | | | | | | | | | | | | | | | | | | | | | | | | | | | | | | | | | | | | | | | | | | | | | | | | | | | | | | | | | | | | | | | | | |
|---|--|--------------|---------------|--------------|--------------|--------------|--------------|--------------|--|------------------|---|--------------|--------------|--------------|--------------|--------------|--------------|--------------|----------------------------------|---|------|----|-----|-----|-----|-----|-----|-------------------------|--|-------|------|------|------|------|-------|--------|-------------------|--|-----------|---------------|----------|----------|----------|-----------|------------|-----------------------|--|-----|--------------|-----|-----|-----|-----|-----|---|-----------------|---------|----------|----------|----------|----------|----------|----------|---|-------|-------|-------|-------|-------|-------|-------|-------|---------------------------------------|-------|-------|-------|-------|-------|-------|-------|-------|---------------------------------------|-------|-------|-------|-------|-------|-------|-------|-------|---------------------------|---|--|--|--|--|--|--|--|
| OUTPUT | <table border="1"> <thead> <tr> <th>SAFETY MODEL NO.</th> <th>FRA018-S05-I</th> <th>FRA018-S07-I</th> <th>FRA018-S09-I</th> <th>FRA018-S12-I</th> <th>FRA018-S15-I</th> <th>FRA018-S18-I</th> <th>FRA018-S24-I</th> <th>FRA018-S48-I</th> </tr> </thead> <tbody> <tr> <td>DC VOLTAGE <small>Note.2</small></td> <td>5V</td> <td>7.5V</td> <td>9V</td> <td>12V</td> <td>15V</td> <td>18V</td> <td>24V</td> <td>48V</td> </tr> <tr> <td>RATED CURRENT</td> <td>2.4A</td> <td>1.73A</td> <td>2.0A</td> <td>1.5A</td> <td>1.2A</td> <td>1.0A</td> <td>0.75A</td> <td>0.375A</td> </tr> <tr> <td>CURRENT RANGE</td> <td>0 ~ 2.4A</td> <td>0 ~ 1.73A</td> <td>0 ~ 2.0A</td> <td>0 ~ 1.5A</td> <td>0 ~ 1.2A</td> <td>0 ~ 1.0A</td> <td>0 ~ 0.75A</td> <td>0 ~ 0.375A</td> </tr> <tr> <td>RATED POWER (max.)</td> <td>12W</td> <td>13W</td> <td>18W</td> <td>18W</td> <td>18W</td> <td>18W</td> <td>18W</td> <td>18W</td> </tr> <tr> <td>RIPPLE & NOISE (max.) <small>Note.3</small></td> <td>50mVp-p</td> <td>75mVp-p</td> <td>100mVp-p</td> <td>120mVp-p</td> <td>150mVp-p</td> <td>180mVp-p</td> <td>240mVp-p</td> <td>300mVp-p</td> </tr> <tr> <td>VOLTAGE TOLERANCE <small>Note.4</small></td> <td>±5.0%</td> <td>±5.0%</td> <td>±5.0%</td> <td>±3.0%</td> <td>±3.0%</td> <td>±3.0%</td> <td>±3.0%</td> <td>±3.0%</td> </tr> <tr> <td>LINE REGULATION <small>Note.5</small></td> <td>±1.0%</td> <td>±1.0%</td> <td>±1.0%</td> <td>±1.0%</td> <td>±1.0%</td> <td>±1.0%</td> <td>±1.0%</td> <td>±1.0%</td> </tr> <tr> <td>LOAD REGULATION <small>Note.6</small></td> <td>±5.0%</td> <td>±5.0%</td> <td>±5.0%</td> <td>±3.0%</td> <td>±3.0%</td> <td>±3.0%</td> <td>±3.0%</td> <td>±3.0%</td> </tr> <tr> <td>SETUP, RISE, HOLD UP TIME</td> <td colspan="8">4000ms, 100ms, 30ms / 230VAC 4000ms, 100ms, 10ms / 115VAC at full load</td> </tr> </tbody> </table> | | | | | | | | | SAFETY MODEL NO. | FRA018-S05-I | FRA018-S07-I | FRA018-S09-I | FRA018-S12-I | FRA018-S15-I | FRA018-S18-I | FRA018-S24-I | FRA018-S48-I | DC VOLTAGE <small>Note.2</small> | 5V | 7.5V | 9V | 12V | 15V | 18V | 24V | 48V | RATED CURRENT | 2.4A | 1.73A | 2.0A | 1.5A | 1.2A | 1.0A | 0.75A | 0.375A | CURRENT RANGE | 0 ~ 2.4A | 0 ~ 1.73A | 0 ~ 2.0A | 0 ~ 1.5A | 0 ~ 1.2A | 0 ~ 1.0A | 0 ~ 0.75A | 0 ~ 0.375A | RATED POWER (max.) | 12W | 13W | 18W | 18W | 18W | 18W | 18W | 18W | RIPPLE & NOISE (max.) <small>Note.3</small> | 50mVp-p | 75mVp-p | 100mVp-p | 120mVp-p | 150mVp-p | 180mVp-p | 240mVp-p | 300mVp-p | VOLTAGE TOLERANCE <small>Note.4</small> | ±5.0% | ±5.0% | ±5.0% | ±3.0% | ±3.0% | ±3.0% | ±3.0% | ±3.0% | LINE REGULATION <small>Note.5</small> | ±1.0% | ±1.0% | ±1.0% | ±1.0% | ±1.0% | ±1.0% | ±1.0% | ±1.0% | LOAD REGULATION <small>Note.6</small> | ±5.0% | ±5.0% | ±5.0% | ±3.0% | ±3.0% | ±3.0% | ±3.0% | ±3.0% | SETUP, RISE, HOLD UP TIME | 4000ms, 100ms, 30ms / 230VAC 4000ms, 100ms, 10ms / 115VAC at full load | | | | | | | |
| SAFETY MODEL NO. | FRA018-S05-I | FRA018-S07-I | FRA018-S09-I | FRA018-S12-I | FRA018-S15-I | FRA018-S18-I | FRA018-S24-I | FRA018-S48-I | | | | | | | | | | | | | | | | | | | | | | | | | | | | | | | | | | | | | | | | | | | | | | | | | | | | | | | | | | | | | | | | | | | | | | | | | | | | | | | | | | | | | | | | | | | |
| DC VOLTAGE <small>Note.2</small> | 5V | 7.5V | 9V | 12V | 15V | 18V | 24V | 48V | | | | | | | | | | | | | | | | | | | | | | | | | | | | | | | | | | | | | | | | | | | | | | | | | | | | | | | | | | | | | | | | | | | | | | | | | | | | | | | | | | | | | | | | | | | |
| RATED CURRENT | 2.4A | 1.73A | 2.0A | 1.5A | 1.2A | 1.0A | 0.75A | 0.375A | | | | | | | | | | | | | | | | | | | | | | | | | | | | | | | | | | | | | | | | | | | | | | | | | | | | | | | | | | | | | | | | | | | | | | | | | | | | | | | | | | | | | | | | | | | |
| CURRENT RANGE | 0 ~ 2.4A | 0 ~ 1.73A | 0 ~ 2.0A | 0 ~ 1.5A | 0 ~ 1.2A | 0 ~ 1.0A | 0 ~ 0.75A | 0 ~ 0.375A | | | | | | | | | | | | | | | | | | | | | | | | | | | | | | | | | | | | | | | | | | | | | | | | | | | | | | | | | | | | | | | | | | | | | | | | | | | | | | | | | | | | | | | | | | | |
| RATED POWER (max.) | 12W | 13W | 18W | 18W | 18W | 18W | 18W | 18W | | | | | | | | | | | | | | | | | | | | | | | | | | | | | | | | | | | | | | | | | | | | | | | | | | | | | | | | | | | | | | | | | | | | | | | | | | | | | | | | | | | | | | | | | | | |
| RIPPLE & NOISE (max.) <small>Note.3</small> | 50mVp-p | 75mVp-p | 100mVp-p | 120mVp-p | 150mVp-p | 180mVp-p | 240mVp-p | 300mVp-p | | | | | | | | | | | | | | | | | | | | | | | | | | | | | | | | | | | | | | | | | | | | | | | | | | | | | | | | | | | | | | | | | | | | | | | | | | | | | | | | | | | | | | | | | | | |
| VOLTAGE TOLERANCE <small>Note.4</small> | ±5.0% | ±5.0% | ±5.0% | ±3.0% | ±3.0% | ±3.0% | ±3.0% | ±3.0% | | | | | | | | | | | | | | | | | | | | | | | | | | | | | | | | | | | | | | | | | | | | | | | | | | | | | | | | | | | | | | | | | | | | | | | | | | | | | | | | | | | | | | | | | | | |
| LINE REGULATION <small>Note.5</small> | ±1.0% | ±1.0% | ±1.0% | ±1.0% | ±1.0% | ±1.0% | ±1.0% | ±1.0% | | | | | | | | | | | | | | | | | | | | | | | | | | | | | | | | | | | | | | | | | | | | | | | | | | | | | | | | | | | | | | | | | | | | | | | | | | | | | | | | | | | | | | | | | | | |
| LOAD REGULATION <small>Note.6</small> | ±5.0% | ±5.0% | ±5.0% | ±3.0% | ±3.0% | ±3.0% | ±3.0% | ±3.0% | | | | | | | | | | | | | | | | | | | | | | | | | | | | | | | | | | | | | | | | | | | | | | | | | | | | | | | | | | | | | | | | | | | | | | | | | | | | | | | | | | | | | | | | | | | |
| SETUP, RISE, HOLD UP TIME | 4000ms, 100ms, 30ms / 230VAC 4000ms, 100ms, 10ms / 115VAC at full load | | | | | | | | | | | | | | | | | | | | | | | | | | | | | | | | | | | | | | | | | | | | | | | | | | | | | | | | | | | | | | | | | | | | | | | | | | | | | | | | | | | | | | | | | | | | | | | | | | |
| INPUT | <table border="1"> <tbody> <tr> <td>VOLTAGE RANGE</td> <td colspan="2">90 ~ 264VAC</td> <td colspan="6">135 ~ 370VDC</td> </tr> <tr> <td>FREQUENCY RANGE</td> <td colspan="8">47 ~ 63Hz</td> </tr> <tr> <td>EFFICIENCY (Typ.)</td> <td>75%</td> <td>79%</td> <td>81%</td> <td>82%</td> <td>84%</td> <td>84%</td> <td>85%</td> <td>85%</td> </tr> <tr> <td>AC CURRENT</td> <td colspan="2">0.7A / 100VAC</td> <td colspan="6">0.4A / 230VAC</td> </tr> <tr> <td>INRUSH CURRENT (max.)</td> <td colspan="2">COLD START 40A / 100VAC</td> <td colspan="6">80A / 230VAC</td> </tr> <tr> <td>LEAKAGE CURRENT (max.)</td> <td colspan="8">0.25mA / 240VAC</td> </tr> </tbody> </table> | | | | | | | | | VOLTAGE RANGE | 90 ~ 264VAC | | 135 ~ 370VDC | | | | | | FREQUENCY RANGE | 47 ~ 63Hz | | | | | | | | EFFICIENCY (Typ.) | 75% | 79% | 81% | 82% | 84% | 84% | 85% | 85% | AC CURRENT | 0.7A / 100VAC | | 0.4A / 230VAC | | | | | | INRUSH CURRENT (max.) | COLD START 40A / 100VAC | | 80A / 230VAC | | | | | | LEAKAGE CURRENT (max.) | 0.25mA / 240VAC | | | | | | | | | | | | | | | | | | | | | | | | | | | | | | | | | | | | | | | | | | | |
| VOLTAGE RANGE | 90 ~ 264VAC | | 135 ~ 370VDC | | | | | | | | | | | | | | | | | | | | | | | | | | | | | | | | | | | | | | | | | | | | | | | | | | | | | | | | | | | | | | | | | | | | | | | | | | | | | | | | | | | | | | | | | | | | | | | | |
| FREQUENCY RANGE | 47 ~ 63Hz | | | | | | | | | | | | | | | | | | | | | | | | | | | | | | | | | | | | | | | | | | | | | | | | | | | | | | | | | | | | | | | | | | | | | | | | | | | | | | | | | | | | | | | | | | | | | | | | | | |
| EFFICIENCY (Typ.) | 75% | 79% | 81% | 82% | 84% | 84% | 85% | 85% | | | | | | | | | | | | | | | | | | | | | | | | | | | | | | | | | | | | | | | | | | | | | | | | | | | | | | | | | | | | | | | | | | | | | | | | | | | | | | | | | | | | | | | | | | | |
| AC CURRENT | 0.7A / 100VAC | | 0.4A / 230VAC | | | | | | | | | | | | | | | | | | | | | | | | | | | | | | | | | | | | | | | | | | | | | | | | | | | | | | | | | | | | | | | | | | | | | | | | | | | | | | | | | | | | | | | | | | | | | | | | |
| INRUSH CURRENT (max.) | COLD START 40A / 100VAC | | 80A / 230VAC | | | | | | | | | | | | | | | | | | | | | | | | | | | | | | | | | | | | | | | | | | | | | | | | | | | | | | | | | | | | | | | | | | | | | | | | | | | | | | | | | | | | | | | | | | | | | | | | |
| LEAKAGE CURRENT (max.) | 0.25mA / 240VAC | | | | | | | | | | | | | | | | | | | | | | | | | | | | | | | | | | | | | | | | | | | | | | | | | | | | | | | | | | | | | | | | | | | | | | | | | | | | | | | | | | | | | | | | | | | | | | | | | | |
| PROTECTION | <table border="1"> <tbody> <tr> <td>OVERLOAD</td> <td colspan="8">110% ~ 200% rated output power Protection type : Hiccup mode, recovers automatically after fault condition is removed</td> </tr> <tr> <td>OVER VOLTAGE</td> <td colspan="8">115% ~ 135% Protection type : Clamp by zener diode</td> </tr> </tbody> </table> | | | | | | | | | OVERLOAD | 110% ~ 200% rated output power Protection type : Hiccup mode, recovers automatically after fault condition is removed | | | | | | | | OVER VOLTAGE | 115% ~ 135% Protection type : Clamp by zener diode | | | | | | | | | | | | | | | | | | | | | | | | | | | | | | | | | | | | | | | | | | | | | | | | | | | | | | | | | | | | | | | | | | | | | | | | | | | | | | | |
| OVERLOAD | 110% ~ 200% rated output power Protection type : Hiccup mode, recovers automatically after fault condition is removed | | | | | | | | | | | | | | | | | | | | | | | | | | | | | | | | | | | | | | | | | | | | | | | | | | | | | | | | | | | | | | | | | | | | | | | | | | | | | | | | | | | | | | | | | | | | | | | | | | |
| OVER VOLTAGE | 115% ~ 135% Protection type : Clamp by zener diode | | | | | | | | | | | | | | | | | | | | | | | | | | | | | | | | | | | | | | | | | | | | | | | | | | | | | | | | | | | | | | | | | | | | | | | | | | | | | | | | | | | | | | | | | | | | | | | | | | |
| ENVIRONMENT | <table border="1"> <tbody> <tr> <td>WORKING TEMP.</td> <td colspan="8">-10 ~ +50°C (Refer to "Derating Curve")</td> </tr> <tr> <td>WORKING HUMIDITY</td> <td colspan="8">20% ~ 90% RH non-condensing</td> </tr> <tr> <td>STORAGE TEMP., HUMIDITY</td> <td colspan="8">-20 ~ +85°C, 10 ~ 95% RH</td> </tr> <tr> <td>TEMP. COEFFICIENT</td> <td colspan="8">±0.03% / °C (0 ~ 50°C)</td> </tr> <tr> <td>VIBRATION</td> <td colspan="8">10 ~ 500Hz, 2G 10min./1cycle, period for 60min. each along X, Y, Z axes</td> </tr> </tbody> </table> | | | | | | | | | WORKING TEMP. | -10 ~ +50°C (Refer to "Derating Curve") | | | | | | | | WORKING HUMIDITY | 20% ~ 90% RH non-condensing | | | | | | | | STORAGE TEMP., HUMIDITY | -20 ~ +85°C, 10 ~ 95% RH | | | | | | | | TEMP. COEFFICIENT | ±0.03% / °C (0 ~ 50°C) | | | | | | | | VIBRATION | 10 ~ 500Hz, 2G 10min./1cycle, period for 60min. each along X, Y, Z axes | | | | | | | | | | | | | | | | | | | | | | | | | | | | | | | | | | | | | | | | | | | | | | | | | | | | |
| WORKING TEMP. | -10 ~ +50°C (Refer to "Derating Curve") | | | | | | | | | | | | | | | | | | | | | | | | | | | | | | | | | | | | | | | | | | | | | | | | | | | | | | | | | | | | | | | | | | | | | | | | | | | | | | | | | | | | | | | | | | | | | | | | | | |
| WORKING HUMIDITY | 20% ~ 90% RH non-condensing | | | | | | | | | | | | | | | | | | | | | | | | | | | | | | | | | | | | | | | | | | | | | | | | | | | | | | | | | | | | | | | | | | | | | | | | | | | | | | | | | | | | | | | | | | | | | | | | | | |
| STORAGE TEMP., HUMIDITY | -20 ~ +85°C, 10 ~ 95% RH | | | | | | | | | | | | | | | | | | | | | | | | | | | | | | | | | | | | | | | | | | | | | | | | | | | | | | | | | | | | | | | | | | | | | | | | | | | | | | | | | | | | | | | | | | | | | | | | | | |
| TEMP. COEFFICIENT | ±0.03% / °C (0 ~ 50°C) | | | | | | | | | | | | | | | | | | | | | | | | | | | | | | | | | | | | | | | | | | | | | | | | | | | | | | | | | | | | | | | | | | | | | | | | | | | | | | | | | | | | | | | | | | | | | | | | | | |
| VIBRATION | 10 ~ 500Hz, 2G 10min./1cycle, period for 60min. each along X, Y, Z axes | | | | | | | | | | | | | | | | | | | | | | | | | | | | | | | | | | | | | | | | | | | | | | | | | | | | | | | | | | | | | | | | | | | | | | | | | | | | | | | | | | | | | | | | | | | | | | | | | | |
| SAFETY & EMC | <table border="1"> <tbody> <tr> <td>SAFETY STANDARDS</td> <td colspan="8">UL60950-1, CSA C22.2, TUV EN60950 -1, CCC GB4943 approved</td> </tr> <tr> <td>WITHSTAND VOLTAGE</td> <td colspan="8">I/P-O/P:4242VDC</td> </tr> <tr> <td>ISOLATION RESISTANCE</td> <td colspan="8">I/P-O/P:100M Ohms / 500VDC / 25°C / 70% RH</td> </tr> <tr> <td>EMC EMISSION</td> <td colspan="8">Compliance to EN55022, EN61000-3-2,3, FCC part15, GB9254 class B</td> </tr> <tr> <td>EMC IMMUNITY</td> <td colspan="8">Compliance to EN61000-4-2,3,4,5,6,8,11, light industry level, criteria A</td> </tr> </tbody> </table> | | | | | | | | | SAFETY STANDARDS | UL60950-1, CSA C22.2, TUV EN60950 -1, CCC GB4943 approved | | | | | | | | WITHSTAND VOLTAGE | I/P-O/P:4242VDC | | | | | | | | ISOLATION RESISTANCE | I/P-O/P:100M Ohms / 500VDC / 25°C / 70% RH | | | | | | | | EMC EMISSION | Compliance to EN55022, EN61000-3-2,3, FCC part15, GB9254 class B | | | | | | | | EMC IMMUNITY | Compliance to EN61000-4-2,3,4,5,6,8,11, light industry level, criteria A | | | | | | | | | | | | | | | | | | | | | | | | | | | | | | | | | | | | | | | | | | | | | | | | | | | | |
| SAFETY STANDARDS | UL60950-1, CSA C22.2, TUV EN60950 -1, CCC GB4943 approved | | | | | | | | | | | | | | | | | | | | | | | | | | | | | | | | | | | | | | | | | | | | | | | | | | | | | | | | | | | | | | | | | | | | | | | | | | | | | | | | | | | | | | | | | | | | | | | | | | |
| WITHSTAND VOLTAGE | I/P-O/P:4242VDC | | | | | | | | | | | | | | | | | | | | | | | | | | | | | | | | | | | | | | | | | | | | | | | | | | | | | | | | | | | | | | | | | | | | | | | | | | | | | | | | | | | | | | | | | | | | | | | | | | |
| ISOLATION RESISTANCE | I/P-O/P:100M Ohms / 500VDC / 25°C / 70% RH | | | | | | | | | | | | | | | | | | | | | | | | | | | | | | | | | | | | | | | | | | | | | | | | | | | | | | | | | | | | | | | | | | | | | | | | | | | | | | | | | | | | | | | | | | | | | | | | | | |
| EMC EMISSION | Compliance to EN55022, EN61000-3-2,3, FCC part15, GB9254 class B | | | | | | | | | | | | | | | | | | | | | | | | | | | | | | | | | | | | | | | | | | | | | | | | | | | | | | | | | | | | | | | | | | | | | | | | | | | | | | | | | | | | | | | | | | | | | | | | | | |
| EMC IMMUNITY | Compliance to EN61000-4-2,3,4,5,6,8,11, light industry level, criteria A | | | | | | | | | | | | | | | | | | | | | | | | | | | | | | | | | | | | | | | | | | | | | | | | | | | | | | | | | | | | | | | | | | | | | | | | | | | | | | | | | | | | | | | | | | | | | | | | | | |
| OTHERS | <table border="1"> <tbody> <tr> <td>LIFE</td> <td colspan="8">2 years : 100% load 30°C, 8 hours / day</td> </tr> <tr> <td>MTBF</td> <td colspan="8">100Khrs min. MIL-HDBK-217F (25°C)</td> </tr> <tr> <td>DIMENSION</td> <td colspan="8">81*43*40.5mm (L*W*H)</td> </tr> <tr> <td>PACKING</td> <td colspan="8">134g ; 50pcs / 8.4kg / CARTON</td> </tr> </tbody> </table> | | | | | | | | | LIFE | 2 years : 100% load 30°C, 8 hours / day | | | | | | | | MTBF | 100Khrs min. MIL-HDBK-217F (25°C) | | | | | | | | DIMENSION | 81*43*40.5mm (L*W*H) | | | | | | | | PACKING | 134g ; 50pcs / 8.4kg / CARTON | | | | | | | | | | | | | | | | | | | | | | | | | | | | | | | | | | | | | | | | | | | | | | | | | | | | | | | | | | | | | |
| LIFE | 2 years : 100% load 30°C, 8 hours / day | | | | | | | | | | | | | | | | | | | | | | | | | | | | | | | | | | | | | | | | | | | | | | | | | | | | | | | | | | | | | | | | | | | | | | | | | | | | | | | | | | | | | | | | | | | | | | | | | | |
| MTBF | 100Khrs min. MIL-HDBK-217F (25°C) | | | | | | | | | | | | | | | | | | | | | | | | | | | | | | | | | | | | | | | | | | | | | | | | | | | | | | | | | | | | | | | | | | | | | | | | | | | | | | | | | | | | | | | | | | | | | | | | | | |
| DIMENSION | 81*43*40.5mm (L*W*H) | | | | | | | | | | | | | | | | | | | | | | | | | | | | | | | | | | | | | | | | | | | | | | | | | | | | | | | | | | | | | | | | | | | | | | | | | | | | | | | | | | | | | | | | | | | | | | | | | | |
| PACKING | 134g ; 50pcs / 8.4kg / CARTON | | | | | | | | | | | | | | | | | | | | | | | | | | | | | | | | | | | | | | | | | | | | | | | | | | | | | | | | | | | | | | | | | | | | | | | | | | | | | | | | | | | | | | | | | | | | | | | | | | |
| DC OUTPUT CONNECTOR | <table border="1"> <tbody> <tr> <td>PLUG</td> <td colspan="8">Standard type P1J: 2.1φ * 5.5φ * 11mm turning fork type, center positive for stock ; Other type available by customer requested</td> </tr> <tr> <td>CABLE</td> <td colspan="8">See page2</td> </tr> </tbody> </table> | | | | | | | | | PLUG | Standard type P1J: 2.1φ * 5.5φ * 11mm turning fork type, center positive for stock ; Other type available by customer requested | | | | | | | | CABLE | See page2 | | | | | | | | | | | | | | | | | | | | | | | | | | | | | | | | | | | | | | | | | | | | | | | | | | | | | | | | | | | | | | | | | | | | | | | | | | | | | | | |
| PLUG | Standard type P1J: 2.1φ * 5.5φ * 11mm turning fork type, center positive for stock ; Other type available by customer requested | | | | | | | | | | | | | | | | | | | | | | | | | | | | | | | | | | | | | | | | | | | | | | | | | | | | | | | | | | | | | | | | | | | | | | | | | | | | | | | | | | | | | | | | | | | | | | | | | | |
| CABLE | See page2 | | | | | | | | | | | | | | | | | | | | | | | | | | | | | | | | | | | | | | | | | | | | | | | | | | | | | | | | | | | | | | | | | | | | | | | | | | | | | | | | | | | | | | | | | | | | | | | | | | |
| NOTE | <ol style="list-style-type: none"> 1.All parameters are specified at 230VAC input, rated load, 25°C 70% RH ambient. 2.DC voltage: The output voltage set at point measure by plug terminal & 50% load. 3.Ripple & noise are measured at 20MHz by using a 12" twisted pair terminated with a 0.1uf & 47uf capacitor. 4.Tolerance: includes set up tolerance, line regulation, load regulation. 5.Line regulation is measured from low line to high line at rated load. 6.Load regulation is measured from 10% to 100% rated load 7.Main body unit and AC inlet plug should be ordered separately ; it needs to be used along with any of the AC inlet plug. | | | | | | | | | | | | | | | | | | | | | | | | | | | | | | | | | | | | | | | | | | | | | | | | | | | | | | | | | | | | | | | | | | | | | | | | | | | | | | | | | | | | | | | | | | | | | | | | | | |

■ Mechanical Specification

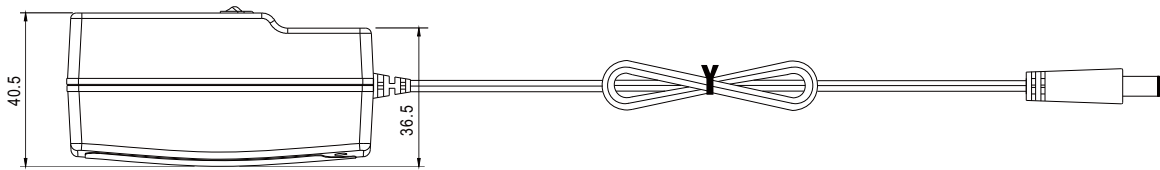
Unit:mm



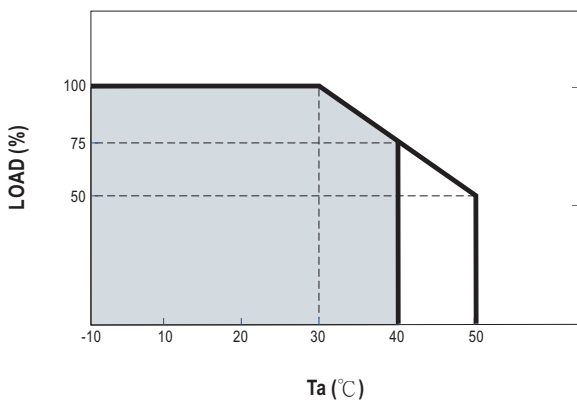
■ Plug Assignment

Standard plug: P1J

| P1J | |
|--------|--------|
| P/N | OUTPUT |
| CENTER | + |



■ Derating Curve



■ Static Characteristics

