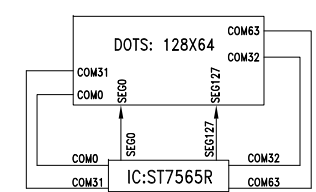
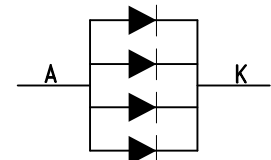
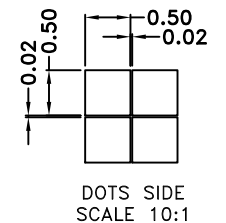
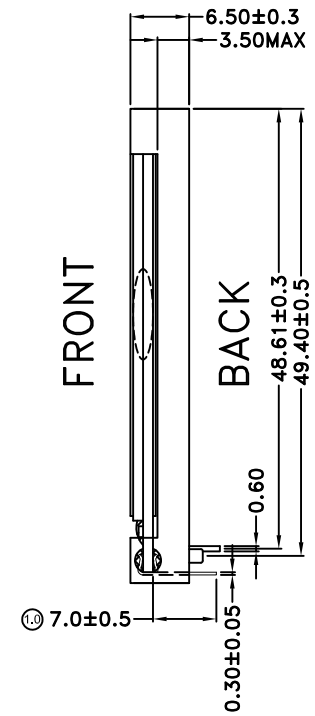
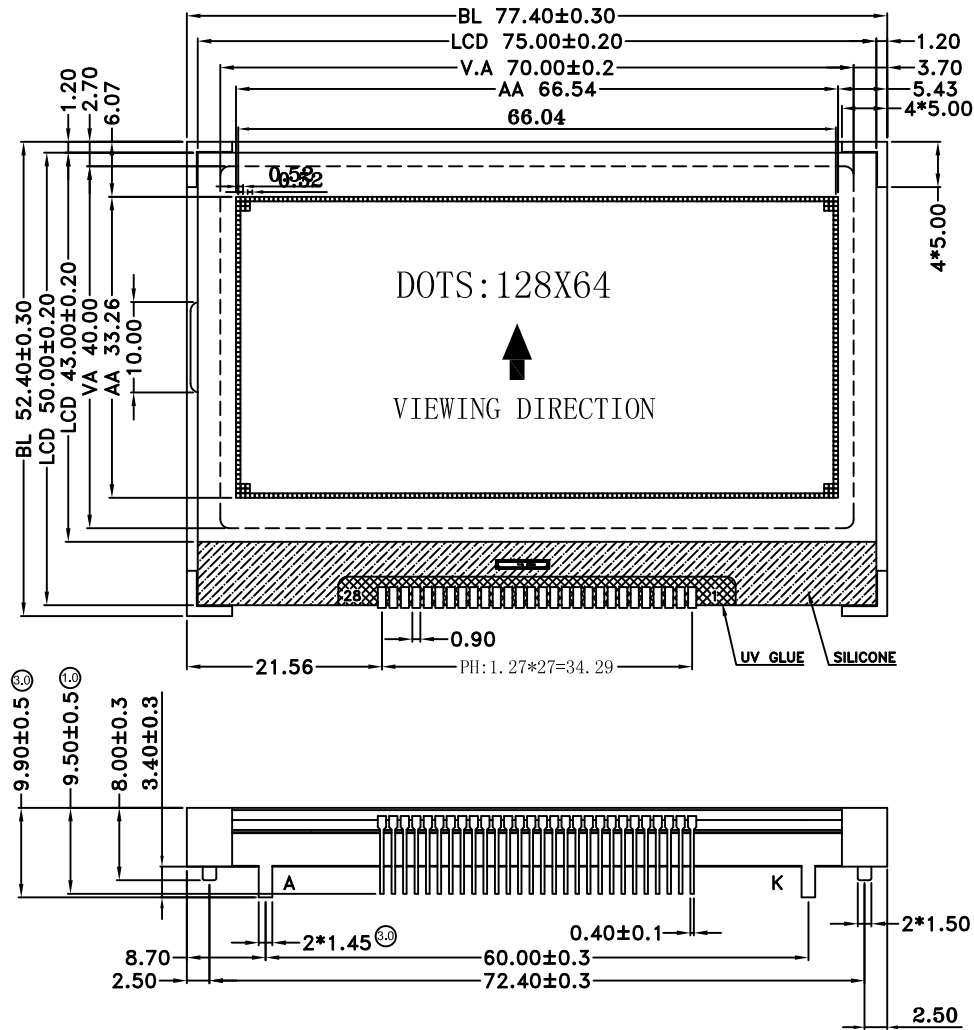


Revised Record

1.0	New issue	2015-07-06	3.0	Update Length and Width of AK PIN	2015-12-04
2.0	Update PIN Length and others	2015-07-17			


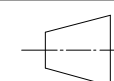


PIN	SYMBOL
1	/CS1
2	/RES
3	A0
4	/WR
5	/RD
6	DB0
7	DB1
8	DB2
9	DB3
10	DB4
11	DB5
12	DB6
13	DB7
14	VDD
15	VSS
16	VOOUT
17	CAP3+
18	CAP1-
19	CAP1+
20	CAP2+
21	CAP2-
22	V4
23	V3
24	V2
25	V1
26	V0
27	CB6
28	P/S

NOTES:

- |                            |  |
|----------------------------|--|
| 01. DISPLAY TYPE:          | FSTN/POSITIVE/TRANSFLECTIVE RoHS                 |
| 02. OPERATING VOLTAGE:     | VOP=9.0V,VDD=3.0V                                |
| 03. OPERATING TEMPERATURE: | -20°C~+70°C                                      |
| 04. STORAGE TEMPERATURE:   | -30°C~+80°C                                      |
| 05. DRIVE MODE:            | 1/65DUTY,1/9BIAS                                 |
| 06. VIEWING DIRECTION:     | 6:00   |
| 07. DRIVE IC:              | ST7565R  |
| 08. CONNECTOR:             | COG+PIN(7MM) (20)                                |
| 09. BACKLIGHT:             | LED(4PCS,WHITE,IF=80MA,VF=3.0V),LUM=30CD/M2(MIX) |
| 10. CUSTOMER'S PART ID:    |  |

**BLAZE** Blaze Display Technology Co.,Ltd.

DESIGNED BY: BDT-21	BGG12864-80	VERSION: 3.0
CHECKED BY: BDT-06	 	PAGE 1 OF 1
APPROVED BY: BDT-04		UNIT: mm
Website: <a href="http://www.blazedisplay.com">http://www.blazedisplay.com</a>		DATE: 2015-12-04