



RoHS

# Specification

## 规格书

Customer Name : \_\_\_\_\_

客户名称 :

Customer P/N : \_\_\_\_\_


客户品号 :

Factory P/N : HL-PSC-2012H233W

公司品号 :

Sending Date : \_\_\_\_\_

送样日期 :

Client approval 客户审核			Hongli approval 鸿利光电审核		
Approval 核准	Audit 确认	Confirmation 制作	Approval 核准	Audit 确认	Confirmation 制作
			殷小平		谭娅
<input type="checkbox"/> Qualified 接受		<input type="checkbox"/> Disqualified 不接受	DATE: 日期:		

Adr : Airport High-tech Industry Base Jinggu South Road(XianKe 1st Road Intersection),  
Huadu District, Guangzhou, China

地址: 中国广州市花都区机场高新科技产业基地金谷南路与先科一路交汇

Tel/电话 : 020-86733333

Fax/传真 : 020-86733883 86733938 86733265

Web/网址 : www.honglitronic.com

注: 1. 此规格书以中英文方式书写, 若有冲突以中文版本为准文本.


2. 此规格书的最终解释权归广州鸿利光电股份有限公司

3. 此规格书的有效期限为两年, 自盖章或签字之日起计算, 期满时双方可以续签协议, 但应采用书面形式

## HL-PSC-2012H233W

### Features( 特征)

- Extremely wide viewing angle. ( 宽的发光角度)
- Suitable for all SMT assembly and solder process. ( 适用于所有的SMT组装和焊接工艺)
- Available on tape and reel. ( 适用于载带及卷轴)
- Moisture sensitivity level: Level 4. ( 防潮等级 Level 4)
- Package:3000pcs/reel..(包装每卷3000PCS)
- RoHS compliant. (RoHS 认证)



### Description ( 描述)

The White LED which was fabricated using a blue chip and the phosphor  
白光LED由蓝光芯片与荧光粉激发而成



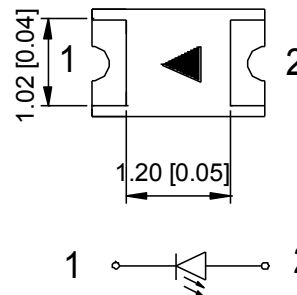
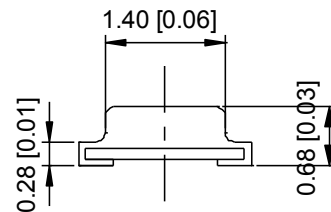
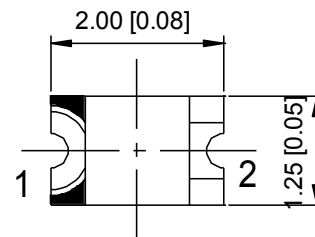
**ATTENTION**  
OBSERVE PRECAUTIONS  
FOR HANDLING  
ELECTROSTATIC  
DISCHARGE  
SENSITIVE  
DEVICES

注意：操作时应注意静电敏感  
释放设备装置

### Applications ( 应用)

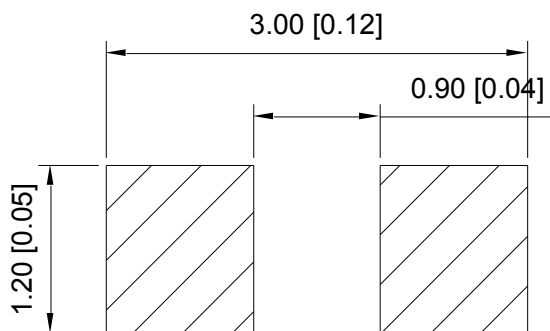
- Optical indicator ( 光学指示)
- Indoor display ( 室内显示)
- Automotive lighting ( 汽车照明)
- Backlight for LCD, switch and Symbol, display  
(LCD背光、转换器, 开关和标志, 显示器等)
- Tubular light application ( 用于日光灯管)
- General use ( 一般应用)

### Package Dimensions ( 封装尺寸)



### Recommended Soldering Pattern

( 建议焊盘尺寸图)



Notes: ( 备注)

1. All dimension units are millimeters. ( 所有标注尺寸单位为毫米)
2. All dimension tolerance is  $\pm 0.15\text{mm}$  unless otherwise noted. ( 除特别标注外, 所有尺寸允许公差  $\pm 0.15\text{mm}$  )



## HL-PSC-2012H233W

### Selection Guide (选择指南)

Part No. 型号	Dice	Lens Type 胶体类型	Luminous intensity(mcd) 光强@ 20mA		Viewing Angle 角度
			Min	Typ	2q1/2
HL-PSC-2012H233W	White (InGaN)	Yellow Diffused	1000	1400	120°

Note:(备注)

1.  $\theta_{1/2}$  is the angle from optical centerline where the luminous intensity is 1/2 the optical centerline value.  
 $\theta_{1/2}$  是半值角, 指光强是光学中心线光强的1/2处到光学中心线的角度
2. the above luminous intensity measurement allowance tolerance  $\pm 10\%$ .  
 上述发光强度的测试允许公差为 $\pm 10\%$

### Electrical / Optical Characteristics at Ta=25°C 电性与光学特性

Parameter (参数)	Symbol (符号)	Min. (最小)	Typ. (平均)	Max. (最大)	Units (单位)	Test Conditions 测试条件
Forward Voltage 正向电压	V <sub>F</sub>	2.8	--	3.4	V	I <sub>F</sub> =20mA
Reverse Current 反向电流	I <sub>R</sub>	--	--	10	$\mu$ A	V <sub>R</sub> = 5V
Color Coordinates 色度坐标	X	--	0.43	--	--	I <sub>F</sub> =20mA
	Y	--	0.42	--	--	I <sub>F</sub> =20mA
Color Temperature 色温	T <sub>c</sub>	--	3200	--	K	I <sub>F</sub> =20mA
Color Rendering Index 显色性指数	CRI	58	--	--	Ra	I <sub>F</sub> =20mA

### Absolute Maximum Ratings at Ta=25°C 绝对最大额定值

Parameter (参数)	Symbol (符号)	Rating (值)	Units (单位)
Power Dissipation (功耗)	P <sub>d</sub>	100	mW
Forward Current (正向电流)	I <sub>F</sub>	30	mA
Peak Forward Current [1] (峰值正向电流)	I <sub>FP</sub>	100	mA
Reverse Voltage (反向电压)	V <sub>R</sub>	5	V
Electrostatic Discharge (HBM) (静电)	ESD	1000	V
Operating Temperature (操作温度)	Topr	-40 ~ +85	°C
Storage Temperature (保存温度)	Tstg	-40 ~ +100	°C

Note: (备注)

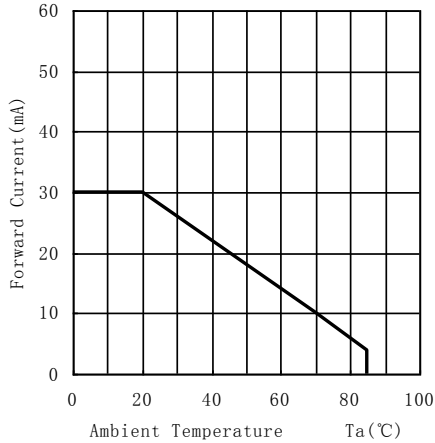
1. 1/10 Duty cycle, 0.1ms pulse width. (脉宽0.1ms,周期1/10)
2. The above forward voltage measurement allowance tolerance is  $\pm 0.1V$ . (以上所示电压测量误差 $\pm 0.1V$ )
3. The above color coordinates measurement allowance tolerance is  $\pm 0.003$ . (以上所示坐标测量误差 $\pm 0.003$ )

## HL-PSC-2012H233W

### Typical optical characteristics curves 典型光学特性曲线

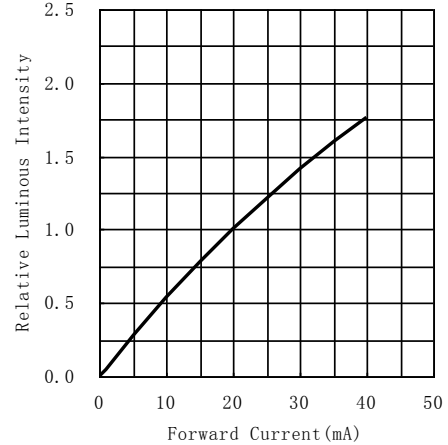
Ambient Temperature vs. Forward Current

环境温度与正向电流特性曲线



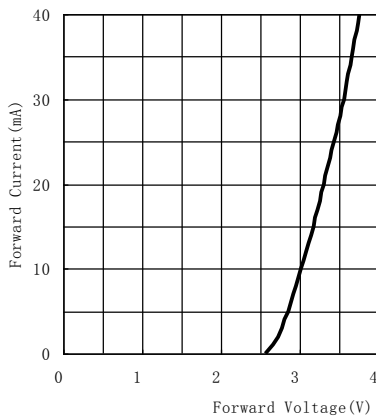
Forward Current VS. Relative Intensity

正向电流与相对光强特性曲线



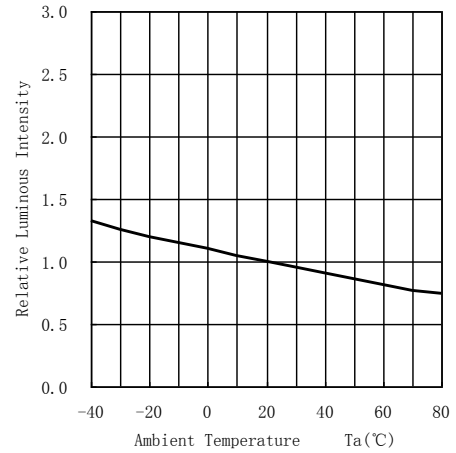
Forward Voltage VS. Forward Current

正向电压与正向电流特性曲线



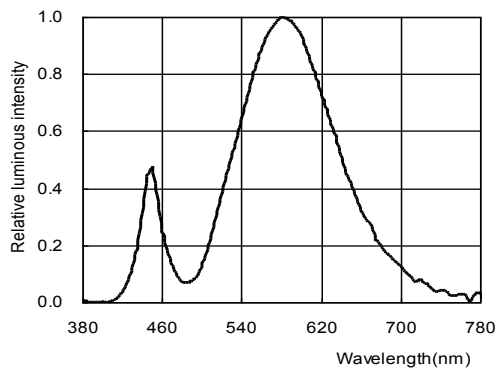
Ambient Temperature VS. Relative Intensity

环境温度与相对光强特性曲线



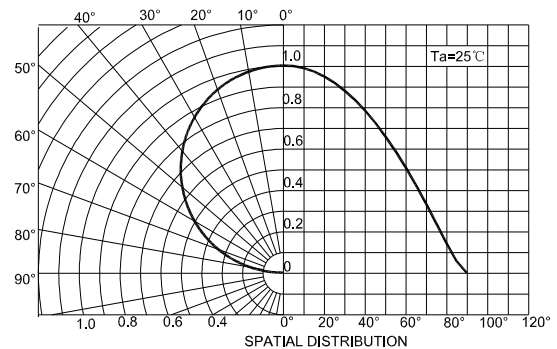
Relative spectral emission

相对光谱分布特性曲线



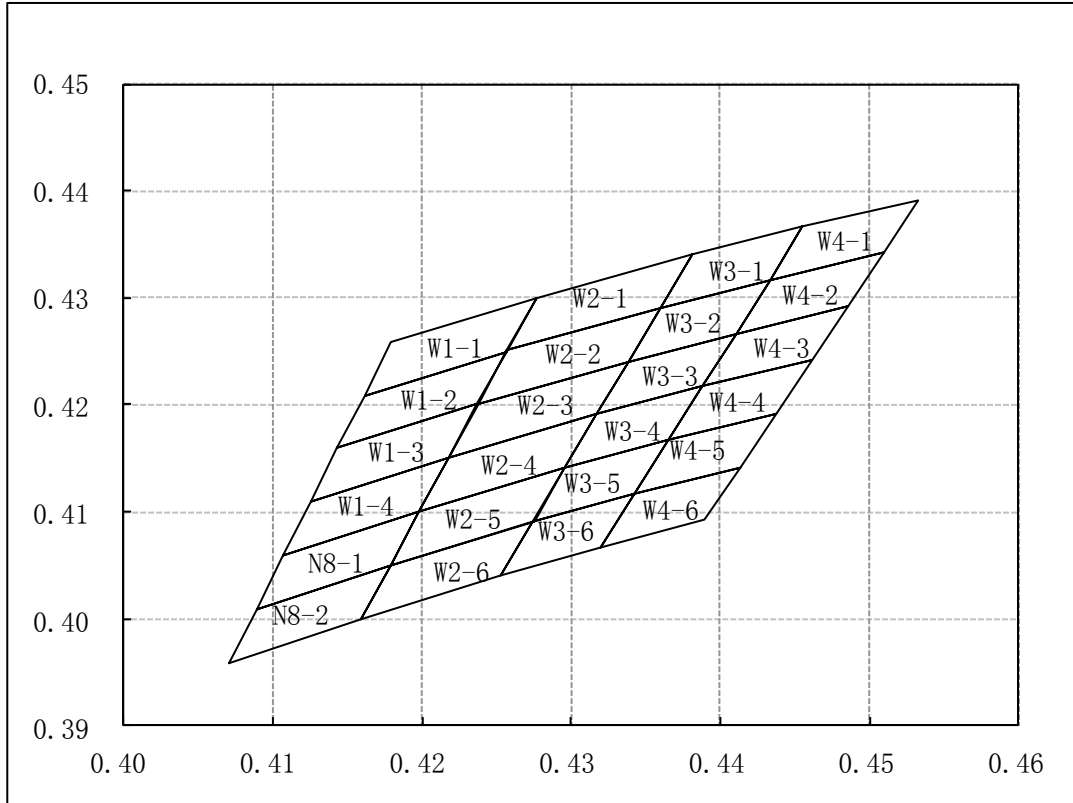
Radiation diagram

辐射图特性曲线





### HL-PSC-2012H233W



W1-1 3350-3500K				W1-2 3350-3500K				W1-3 3350-3500K						
x	0.4179	0.4277	0.4257	0.4161	x	0.4161	0.4257	0.4237	0.4143	x	0.4143	0.4237	0.4218	0.4125
y	0.4259	0.4300	0.4250	0.4209	y	0.4209	0.4250	0.4200	0.4159	y	0.4159	0.4200	0.4150	0.4109
W1-4 3350-3500K				N8-1 3350-3500K				N8-2 3350-3500K						
x	0.4125	0.4218	0.4198	0.4107	x	0.4107	0.4198	0.4179	0.4089	x	0.4089	0.4179	0.4159	0.4071
y	0.4109	0.4150	0.4100	0.4059	y	0.4059	0.4100	0.4050	0.4009	y	0.4009	0.4050	0.4000	0.3959
W2-1 3200-3350K				W2-2 3200-3350K				W2-3 3200-3350K						
x	0.4277	0.4381	0.4360	0.4257	x	0.4257	0.4360	0.4339	0.4237	x	0.4237	0.4339	0.4317	0.4218
y	0.4300	0.4341	0.4291	0.4250	y	0.4250	0.4291	0.4241	0.4200	y	0.4200	0.4241	0.4191	0.4150
W2-4 3200-3350K				W2-5 3200-3350K				W2-6 3200-3350K						
x	0.4218	0.4317	0.4296	0.4198	x	0.4198	0.4296	0.4275	0.4179	x	0.4179	0.4275	0.4253	0.4159
y	0.4150	0.4191	0.4141	0.4100	y	0.4100	0.4141	0.4091	0.4050	y	0.4050	0.4091	0.4041	0.4000
W3-1 3100-3200K				W3-2 3100-3200K				W3-3 3100-3200K						
x	0.4381	0.4456	0.4433	0.4360	x	0.4360	0.4433	0.4410	0.4339	x	0.4339	0.4410	0.4388	0.4317
y	0.4341	0.4367	0.4317	0.4291	y	0.4291	0.4317	0.4267	0.4241	y	0.4241	0.4267	0.4217	0.4191
W3-4 3100-3200K				W3-5 3100-3200K				W3-6 3100-3200K						
x	0.4317	0.4388	0.4365	0.4296	x	0.4296	0.4365	0.4342	0.4275	x	0.4275	0.4342	0.4320	0.4253
y	0.4191	0.4217	0.4167	0.4141	y	0.4141	0.4167	0.4117	0.4091	y	0.4091	0.4117	0.4067	0.4041
W4-1 3000-3100K				W4-2 3000-3100K				W4-3 3000-3100K						
x	0.4456	0.4533	0.4509	0.4433	x	0.4433	0.4509	0.4486	0.4410	x	0.4410	0.4486	0.4462	0.4388
y	0.4367	0.4392	0.4342	0.4317	y	0.4317	0.4342	0.4292	0.4267	y	0.4267	0.4292	0.4242	0.4217
W4-4 3000-3100K				W4-5 3000-3100K				W4-6 3000-3100K						
x	0.4388	0.4462	0.4438	0.4365	x	0.4365	0.4438	0.4414	0.4342	x	0.4342	0.4414	0.4390	0.4320
y	0.4217	0.4242	0.4192	0.4167	y	0.4167	0.4192	0.4142	0.4117	y	0.4117	0.4142	0.4092	0.4067



## HL-PSC-2012H233W

### Reliability Test Items And Conditions 信赖性测试项目及条件

Test Items 项目	Ref.Standard 参考标准	Test Condition 测试条件	Time 时间	Quantity 数量	Ac/Re 接收/拒收
Reflow 回流焊	JESD22-B106	Temp:260°Cmax T=10 sec	3 times.	22Pcs.	0/1
Temperature Cycle 温度循环	JESD22-A104	100°C±5°C 30 min. ↑↓5 min -40°C±5°C 30 min.	100 Cycles	22Pcs.	0/1
High Temperature Storage 高温保存	JESD22-A103	Temp:100°C±5°C	1000Hrs.	22Pcs.	0/1
Low Temperature Storage 低温保存	JESD22-A119	Temp:-40°C±5°C	1000Hrs.	22Pcs.	0/1
Life Test 常温通电	JESD22-A108	Ta=25°C±5°C IF=20mA	1000Hrs.	22Pcs.	0/1
High Temperature High Humidity 高温高湿保存	JESD22-A101	85°C±5°C/ 85%RH	1000Hrs.	22Pcs.	0/1

### Criteria For Judging Damage 失效判定标准

Test Items 项目	Symbol 符号	Test Condition 测试条件	Criteria For Judgement 判定标准	
			Min. 最小	Max. 最大
Forward Voltage 正向电压	VF	IF=20mA	--	U.S.L*)x1.1
Reverse Current 反向电流	IR	VR = 5V	--	U.S.L*)x2.0
Luminous Flux 光通量	Im	IF=20mA	L.S.L*)x0.7	--

U.S.L: Upper standard level 规格上限

L.S.L: Lower standard level 规格下限

\*The technical information shown in the data sheets are limited to the typical characteristics and circuit examples of the referenced products. It does not constitute the warranting of industrial property nor the granting of any license.

数据工作表中所示的技术信息仅限于典型特征和电路实例引用的产品。它既不构成工业特性的保证,也不构成任何许可的授权

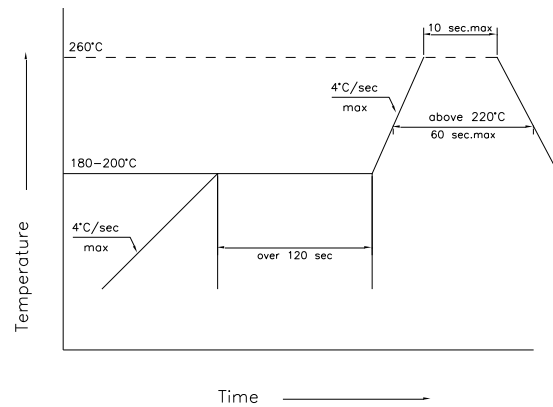
## HL-PSC-2012H233W

### SMT Reflow Soldering Instructions SMT回流焊说明

1.Reflow soldering should not be done more than two times. 回流焊不可以做两次以上

2.When soldering , do not put stress on the LEDs during heating

当焊接时，不要在材料受热时用力压胶体表面



### Soldering iron 烙铁焊接

1.When hand soldering, keep the temperature of iron below less 300°C less than 3 seconds

当手工焊接时，烙铁的温度必须小于300°C，时间不可超过3秒

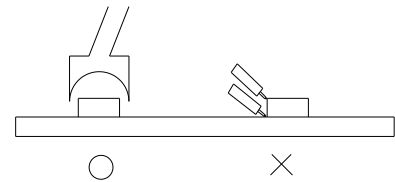
2.The hand solder should be done only one times

手工焊接只可焊接一次

### Repairing 修补

Repair should not be done after the LEDs have been soldered. When repairing is unavoidable, a double-head soldering iron should be used (as below figure). It should be confirmed in advance whether the characteristics of LEDs will or will not be damaged by repairing.

LED回流焊后不应该修复，当修复是不可避免时，必须使用双头烙铁（如下图），但必须事先确认此种方式会或不会损坏LED本身的特性。



### Cautions 注意事项

The encapsulated material of the LEDs is silicone. Therefore the LEDs have a soft surface on the top of package. The pressure to the top surface will be influence to the reliability of the LEDs. Precautions should be taken to avoid the strong pressure on the encapsulated part. So when use the picking up nozzle, the pressure on the silicone resin should be proper.

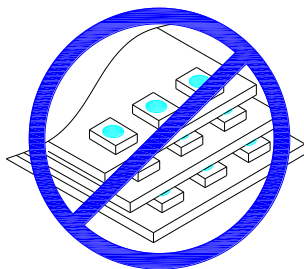
LED封装为硅胶，故LED胶体表面较软，用力按压胶体表面会影响LED可靠性，因此应有预防措施避免在封装的零件上的强大压力，当使用吸嘴时，胶体表面的压力应是恰当的。

3.Do not stack together assembled PCBs containing LEDs. Impact may scratch the silicone lens or damage the internal circuitry

不可将模组材料堆积在一起，它可能会损坏内部电路

4.Not suitable to operate in acidic environment, PH<7

不可用在PH<7的酸性场所



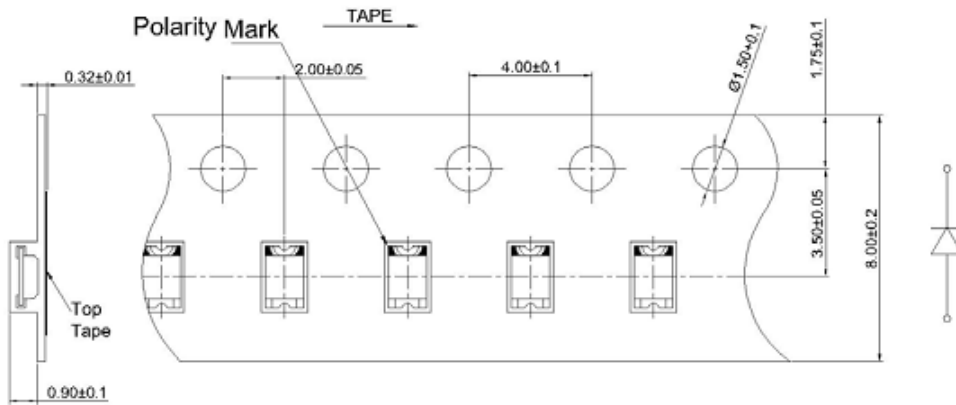
## HL-PSC-2012H233W

### Label 标签

IV: Luminous intensity rank 亮度等级  
 VF: Forward voltage rank 电压等级  
 X/Y: Coordinate rank 色坐标  
 TC: Color temperature 色温

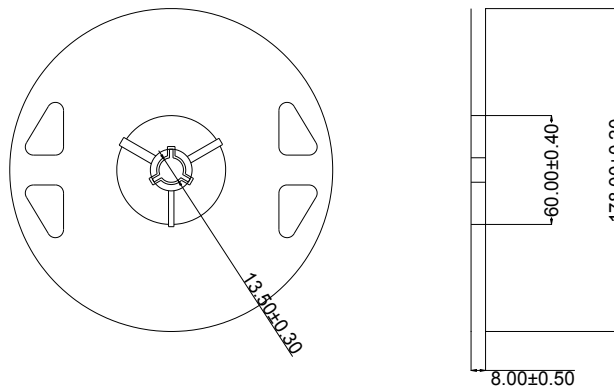


### Tape Specifications (Units : mm) 载带规格 (单位: mm)

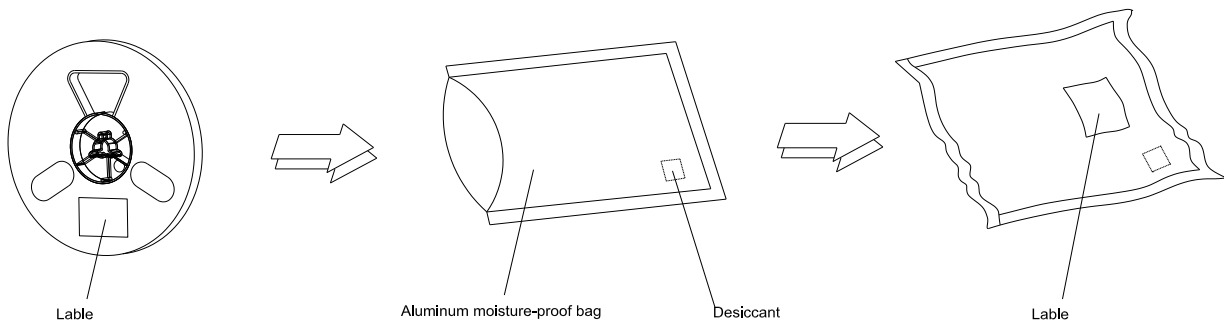


### Reel Dimensions 卷轴尺寸

卷轴尺寸



### Moisture Resistant Packaging 防潮带包装



Note: The tolerances unless mentioned is ±0.1mm, Unit: mm 注: 标注公差为 ±0.1mm, 单位: mm