

PDL06-S Series

6 Watt Single Output DC/DC Converter

Features

- Meet IEC/EN60950, UL60950 safety standards
- Industry standard footprint: 1"x1"x0.4"(25.40x25.40x10.16mm³)
- High efficiency: 83%, 15Vout
- 4:1 wide input voltage range: 9-36V ,18-75V
- Single output: 3.3V, 5V, 12V, 15V
- Low output ripple and noise
- Isolation voltage: 500Vdc,1min (Input-Output; Input-Case; Output-Case)

Environmental

- Operating ambient temperature range: -40°C to 85°C
- Operating board temperature range: -40°C to 100°C
- Storage temperature range: -55°C to 125°C
- Temperature coefficient: <math><\pm 0.02\%/^{\circ}\text{C}</math>
- MTBF: >2 million hrs

Electrical Specifications

Input

Input range: 9-36V ,18-75V

Output

Voltage setpoint accuracy: $\pm 3.0\%V_o$ max

Voltage adjust: None

Line regulation: 0.5% V_o max

Load regulation: 1.0% V_o max

Ripple and noise: <math><60\text{mVpp}</math> max.

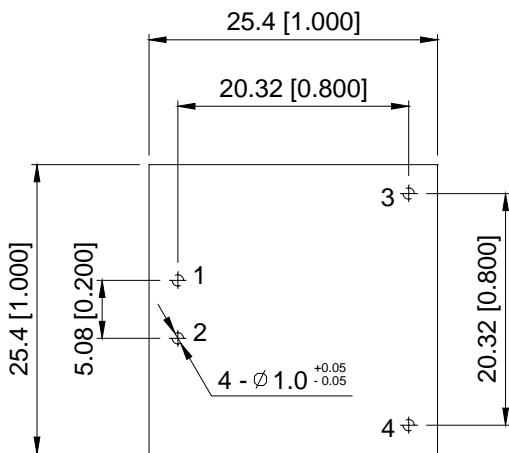
Transient response: 200mV /200us max
(50%~75%~50% I_omax)
di/dt: 1A/10uS



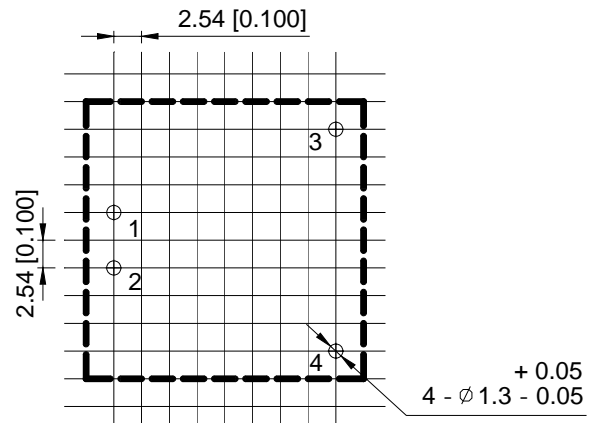
Ordering Information

Input Voltage	Output Voltage	Output Current	Efficiency	Model Number
12V	3.3V	2A	77%	PDL06-12S3V3-W
12V	5V	1.2A	80%	PDL06-12S05-W
12V	12V	0.5A	82%	PDL06-12S12-W
12V	15V	0.4A	82%	PDL06-12S15-W
48V	3.3V	1.5A	76%	PDL06-48S3V3-W
48V	5V	1.2A	80%	PDL06-48S05-W
48V	12V	0.5A	81%	PDL06-48S12-W
48V	15V	0.4A	83%	PDL06-48S15-W

Dimensions



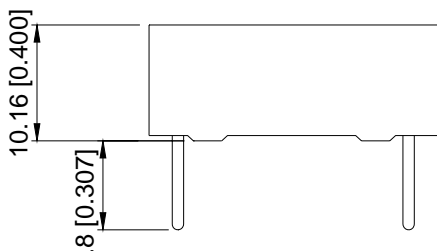
Top View



Pin Assignments

1	-Vin
2	+Vin
3	-Vo
4	+Vo

Pin Length: 7.8mm



TOLERANCES: X.Xmm=+/-0.5mm
X.XXmm=+/-0.25mm

Unit:mm[inch]