

4

3

2

1

REVISIONS				
ZONE	REV	DESCRIPTION	DATE	APPROVED
	A	UPDATED--NO CHANGE	05/15/2000	B. RABBITT

D

D

C

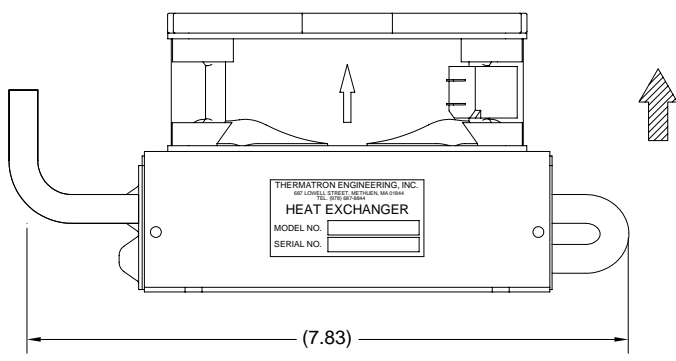
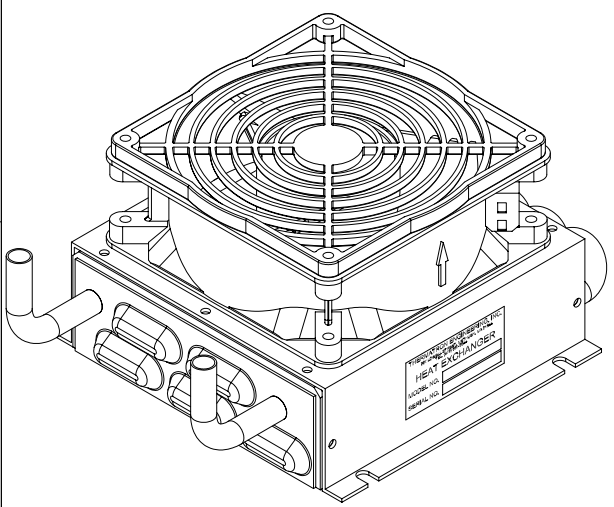
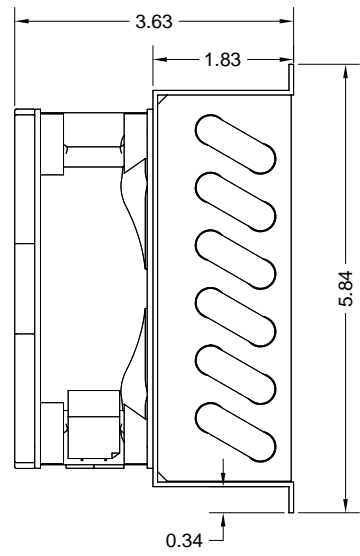
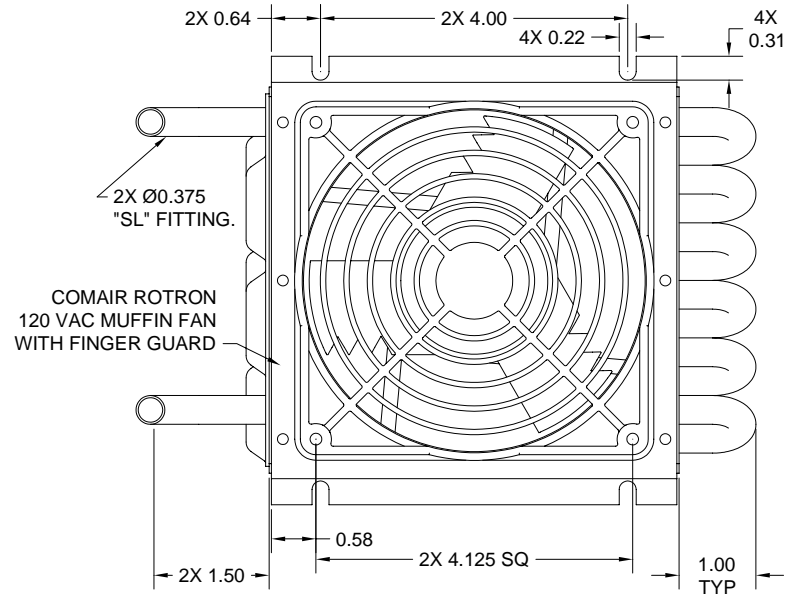
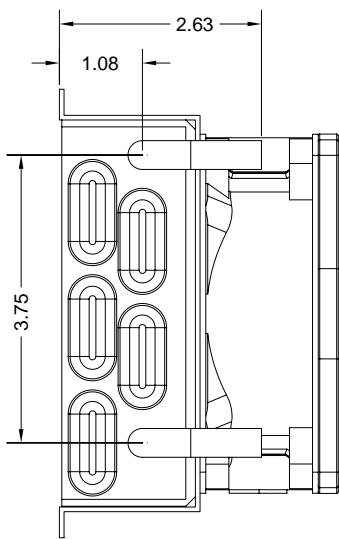
C

B

B

A

A



- NOTES:
1. FRAME FINISH GOLD IRRIDITE PER. MIL-C-5441
 2. WELD PER A8381
 3. PRESSURE TEST 150 PSI N2 UNDER WATER
 4. BRIGHTEN FINS PRIOR TO FRAME ASS'Y PER. TEP 101-06
 5. INTERNAL FLUSH AND TUBE TREAT PER. TEP 101-07
 6. APPLY LABEL AS SHOWN , MARK DATE CODE

CONFIDENTIAL INFORMATION	DRAWN BY: J. RUBITSKI	DATE: 05/15/2000	THERMATRON ENGINEERING Inc. 687 LOWELL STREET, METHUEN MA 01844 * PHONE: (978)-687-8844 FAX: (978)-687-8844 E-MAIL: RFP@THERMATRONENGL.COM * Web Site: HTTP://WWW.THERMATRONENGL.COM	
	CHECKED BY: B. RABBITT	DATE: 05/15/2000		
	APPROVED BY: B. RABBITT		DATE: 05/15/2000	TITLE: HEAT EXCHANGER
	MATERIAL: CU FIN, 316L TUBE FINISH: SEE NOTES		UNLESS OTHERWISE SPECIFIED, DIMENSIONS ARE IN INCHES.	
REFERENCE No.	TOLERANCE	DECIMALS: .XX ± 0.015	THIRD ANGLE PROJECTION	SCALE: 1:1
NEXT ASSEMBLY:	ANGLES:	.XXX ± 0.010 ± 1/2		SHEET: 1 OF 1
		CODE INDET. No. 1GQ06	DRAWING No. 730TLM1	DRAWING SIZE: C

4

3

2

1