

MAGNETIC SHIELDED SURFACE-MOUNT POWER INDUCTORS

SDRH4D18-4D28 SERIES

FEATURES:

- Magnetically Shielded Structure
- Low DC Resistance
- Large current up to 2.56A
- Excellent Mechanical Strength
- High Reliability and Excellent Solderability
- Low and square Profile
- High heat resistance

OPTIONS:

- Packaging:Tape & Reel is standard (Qty:2000pcs)
Bulk packaging available for smaller quantities
- Tolerance:10% and 5% is standard, tighter tolerances available

COMMON APPLICATIONS:

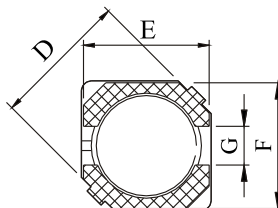
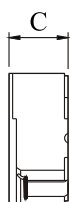
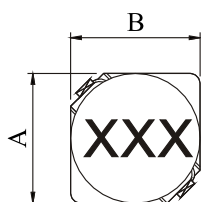
- VCRs, Notebook, DC/DC Converters
- Video Digital Cameras
- Communication System
- Automotive Systems Power supplier
- LCD PDP Televisions
- Hard Disk Drives, Topset, XDSL
- Network Systems
- Computer Peripheral Equipment

ELECTRICAL CHARACTERISTICS:

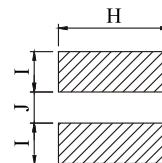
Part Number	L μH	Test Freq KHz	DCR Ω Max	IDC Max A	Part Number	L μH	Test Freq KHz	DCR mΩ Max	IDC Max A
SDRH4D18-1R0N	1.0	100	0.034	1.72	SDRH4D28-1R0N	1.0	100	25.3	2.56
SDRH4D18-2R2N	2.2	100	0.045	1.32	SDRH4D28-1R5N	1.5	100	31.8	2.38
SDRH4D18-2R7N	2.7	100	0.058	1.28	SDRH4D28-1R8N	1.8	100	36.9	2.20
SDRH4D18-3R3N	3.3	100	0.070	1.04	SDRH4D28-2R7N	2.7	100	50.4	1.60
SDRH4D18-3R9N	3.9	100	0.082	0.88	SDRH4D28-3R3N	3.3	100	57.6	1.57
SDRH4D18-4R7N	4.7	100	0.093	0.84	SDRH4D28-3R9N	3.9	100	66.4	1.44
SDRH4D18-5R6N	5.6	100	0.112	0.80	SDRH4D28-4R7N	4.7	100	72.0	1.32
SDRH4D18-6R8N	6.8	100	0.140	0.76	SDRH4D28-5R6N	5.6	100	80.0	1.17
SDRH4D18-8R2N	8.2	100	0.174	0.68	SDRH4D28-6R8N	6.8	100	92.0	1.12
SDRH4D18-100N	10	100	0.200	0.61	SDRH4D28-8R2N	8.2	100	98.0	1.04
SDRH4D18-120N	12	100	0.229	0.56	SDRH4D28-100N	10	100	103	1.00
SDRH4D18-150N	15	100	0.261	0.50	SDRH4D28-120N	12	100	128	0.84
SDRH4D18-180N	18	100	0.295	0.48	SDRH4D28-150N	15	100	144	0.76
SDRH4D18-220N	22	100	0.397	0.41	SDRH4D28-180N	18	100	186	0.72
SDRH4D18-270N	27	100	0.441	0.35	SDRH4D28-220N	22	100	218	0.70
SDRH4D18-330N	33	100	0.525	0.32	SDRH4D28-270N	27	100	252	0.58
SDRH4D18-390N	39	100	0.60	0.30	SDRH4D28-330N	33	100	285	0.56
SDRH4D18-470N	47	100	0.72	0.28	SDRH4D28-390N	39	100	408	0.50
SDRH4D18-560N	56	100	0.83	0.25	SDRH4D28-470N	47	100	440	0.48
SDRH4D18-680N	68	100	0.97	0.23	SDRH4D28-560N	56	100	550	0.41
SDRH4D18-820N	82	100	1.53	0.21	SDRH4D28-680N	68	100	620	0.35
SDRH4D18-101N	100	100	1.68	0.20	SDRH4D28-820N	82	100	920	0.32
SDRH4D18-121N	120	100	2.06	0.19	SDRH4D28-101N	100	100	1030	0.29
SDRH4D18-151N	150	100	2.58	0.17	SDRH4D28-121N	120	100	1520	0.27
SDRH4D18-181N	180	100	2.95	0.16	SDRH4D28-151N	150	100	1680	0.24
SDRH4D18-221N	220	100	4.17	0.15	SDRH4D28-181N	180	100	1900	0.22
SDRH4D18-271N	270	100	4.70	0.13					
SDRH4D18-331N	330	100	5.37	0.12					
SDRH4D18-391N	390	100	8.91	0.11					

Note:1. K= ± 10%,M= ± 20%,N= ± 30%

TECHNICAL INFORMATION & PHYSICAL CHARACTERISTICS:



LAND PATTERNS



CONSTRUCTION



- Inductor Testing: HP4284A (Equivalent acceptable)
- DCR:QuadTech 1880 Milliohm meter
- Q- HP4342A - SRF-HP4191A
- IDCMax current is decreased 10% against its initial value
- Operating temperature: -40°C to +105°C
- Storage Temperature: -40°C to +105°C
- Solder methods: Vapor Phase,Infrared Reflow
- Resistance to soldering heat:260°C for 10 seconds
- Solvent resistance: Conforms to MIL-STD-202E
- Marking: Inductance & Tolerance
- Note:All specifications subject to change without notice.

DIMENSIONS IN:mm

Part number	A	B	C	D	E	F	G	H	I	J
SDRH4D18	5.0Max	5.0Max	2.0Max	6.9Max	4.5	4.5	1.5	5.3	1.9	1.5
SDRH4D28	5.0Max	5.0Max	3.1Max	6.9Max	4.5	4.5	1.5	5.3	1.9	1.5