

THROUGH-HOLE RADIAL EPOXY COATED INDUCTORS

LGB 0810 SERIES

FEATURES:

- Ferrite Core
- Wire-wound construction
- Epoxy coated, High reliability
- Ideal for automatic insertion
- Small size, Low Cost

OPTIONS:

- Packaging: Tape & Reel is Standard (Qty: 5000 pcs)
- Bulk packaging available for smaller quantities
- Tolerance: 10% is standard, tighter tolerances available.

COMMON APPLICATIONS:

- VCRs
- Automotive Systems
- Computer Peripheral Equipment
- Televisions
- Electronic Games
- Mobile Communications Equipment
- General Electronic Applications

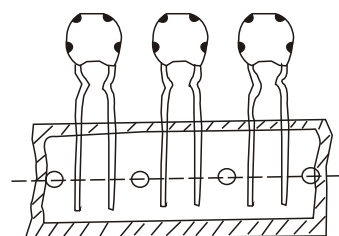
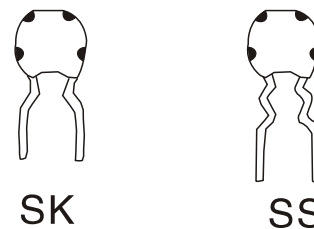
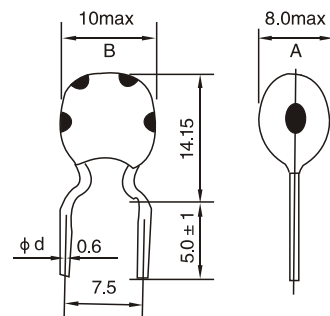
ELECTRICAL CHARACTERISTICS:

Part number	L (μH)	TOL.	L·Q (MHz)	Q min	SRF (Mhz) Min	DCR (Ω) max	IDC (mA)
LGB0810-1R0K	1.0	± 10%	7.96	30	30	0.80	330
LGB0810-1R2K	1.2	± 10%	7.96	30	30	0.90	320
LGB0810-1R5K	1.5	± 10%	7.96	30	30	1.0	315
LGB0810-1R8K	1.8	± 10%	7.96	30	30	1.1	310
LGB0810-2R2K	2.2	± 10%	7.96	30	30	1.2	300
LGB0810-2R7K	2.7	± 10%	7.96	30	30	1.3	295
LGB0810-3R3K	3.3	± 10%	7.96	30	30	1.4	285
LGB0810-3R9K	3.9	± 10%	7.96	30	30	1.6	280
LGB0810-4R7K	4.7	± 10%	7.96	30	30	1.7	275
LGB0810-5R6K	5.6	± 10%	7.96	30	30	1.9	270
LGB0810-6R8K	6.8	± 10%	7.96	30	30	2.0	260
LGB0810-8R2K	8.2	± 10%	2.52	30	30	2.2	255
LGB0810-100K	10	± 10%	2.52	30	30	2.5	250
LGB0810-120K	12	± 10%	2.52	30	30	2.5	245
LGB0810-150K	15	± 10%	2.52	30	30	2.8	235
LGB0810-180K	18	± 10%	2.52	30	30	3.1	225
LGB0810-220K	22	± 10%	2.52	30	30	3.4	220
LGB0810-270K	27	± 10%	2.52	30	30	3.8	215
LGB0810-330K	33	± 10%	2.52	30	30	4.1	205
LGB0810-390K	39	± 10%	2.52	30	30	4.5	200
LGB0810-470K	47	± 10%	2.52	30	30	4.9	190
LGB0810-560K	56	± 10%	2.52	30	30	5.3	180
LGB0810-680K	68	± 10%	2.52	30	30	5.8	170
LGB0810-820K	82	± 10%	2.52	30	30	6.8	160
LGB0810-101K	100	± 10%	0.796	30	30	7.0	150
LGB0810-121K	120	± 10%	0.796	30	30	13.0	145
LGB0810-151K	150	± 10%	0.796	30	30	15.0	130
LGB0810-181K	180	± 10%	0.796	30	30	16.0	120
LGB0810-221K	220	± 10%	0.796	30	30	17.0	115
LGB0810-271K	270	± 10%	0.796	30	30	19.0	105
LGB0810-331K	330	± 10%	0.796	30	30	20.0	100
LGB0810-391K	390	± 10%	0.796	30	30	22.0	90
LGB0810-471K	470	± 10%	0.796	30	30	24.0	85
LGB0810-561K	560	± 10%	0.796	30	30	26.0	80
LGB0810-681K	680	± 10%	0.796	30	30	28.0	68
LGB0810-821K	820	± 10%	0.796	30	30	30.0	58
LGB0810-102K	1000	± 10%	0.252	30	30	33.0	50
LGB0810-122K	1200	± 10%	0.252	30	30		
LGB0810-152K	1500	± 10%	0.252	30	30		
LGB0810-182K	1800	± 10%	0.252	30	30		
LGB0810-222K	2200	± 10%	0.252	30	30		

TECHNICAL INFORMATION:

- Testing: (Equivalent acceptable)
Inductance—Hp4342A
RDC: QuadTech 1880 Milliohmmer
Q—HP4342A
SRF—HP 4191A
- IDC Max: The maximum DC value having inductance decrease within 10% and temperature increase within 20°C by the application of DC Bias
- Operating temperature: -25°C to +105°C
- Storage temperature: -40°C to + 85°C
- Solderability: Temperature @ 230°C ± 5°C for 2 seconds
- Marking: inductance value

PHYSICAL CHARACTERISTICS:



T

Note: 1. K= ± 10%, M= ± 20%

1. Ordering Code

LGB	06	06	SS	101	k	T
(1)	(2)	(3)	(4)	(5)	(6)	(7)

- (1) Type
- (2) Outside
- (3) Length
- (4) formed Type
- (5) Nominal Inductance
- (6) inductance Tolerance
- (7) Tape