



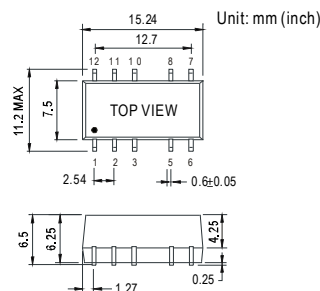
- Features :
- 3000VDC I/O isolation
 - Internal SMD technology
 - Protection: Short circuit
 - Cooling by free air convection
 - Non-conductive plastic case
 - SMD package styles
 - 100% full load burn-in test
 - Low cost / High reliability
 - Approved: UL / CUL
 - 1 year warranty



SPECIFICATION

| MODEL NO. | E0505T-1W | E1205T-1W | E0509T-1W | E1209T-1W | E0512T-1W | E1212T-1W | E0515T-1W | E1215T-1W | | |
|--------------|------------------------------|--|---|--------------|------------|--------------|------------|--------------|------------|--------------|
| ORDER NO. | DET01L-05 | DET01M-05 | DET01L-09 | DET01M-09 | DET01L-12 | DET01M-12 | DET01L-15 | DET01M-15 | | |
| OUTPUT | DC OUTPUT VOLTAGE | | ±5V | | ±9V | | ±12V | | | |
| | OUTPUT CURRENT RANGE | | ±100mA | | ±56mA | | ±42mA | | | |
| | EFFICIENCY | | 72% | 71% | 75% | 73% | 78% | 74% | 79% | 75% |
| | RATED POWER | | 1W | | | | | | | |
| | RIPPLE & NOISE (max.) Note.2 | | 100mVp-p | | | | | | | |
| | LINE REGULATION Note.3 | | ±1.2% for 1% input variation | | | | | | | |
| | LOAD REGULATION Note.4 | | ±8.0% | | | | | | | |
| | VOLTAGE TOLERANCE | | ±8.0% | | | | | | | |
| INPUT | SWITCHING FREQUENCY(Typ.) | | 100KHz | | | | | | | |
| | VOLTAGE RANGE | | 4.5 ~ 5.5V | 10.8 ~ 13.2V | 4.5 ~ 5.5V | 10.8 ~ 13.2V | 4.5 ~ 5.5V | 10.8 ~ 13.2V | 4.5 ~ 5.5V | 10.8 ~ 13.2V |
| | NORMAL VOLTAGE | | 5V | 12V | 5V | 12V | 5V | 12V | 5V | 12V |
| | INPUT CURRENT | Full load | 280mA | 122mA | 280mA | 122mA | 280mA | 122mA | 280mA | 122mA |
| | | No load | 29mA | 18mA | 29mA | 18mA | 29mA | 18mA | 29mA | 29mA |
| PROTECTION | | Fuse recommended | | | | | | | | |
| PROTECTION | OVERLOAD | | Momentary Protection type : Broken | | | | | | | |
| | SHORT CIRCUIT | | Momentary Protection type : Broken | | | | | | | |
| ENVIRONMENT | WORKING TEMP. | | -40 ~ +85°C (Refer to "Derating Curve") | | | | | | | |
| | WORKING HUMIDITY | | 20% ~ 90% RH non-condensing | | | | | | | |
| | STORAGE TEMP., HUMIDITY | | -40 ~ +105°C, 10 ~ 95% RH | | | | | | | |
| | TEMP. COEFFICIENT | | ±0.03% / °C (0 ~ 50°C) | | | | | | | |
| VIBRATION | | 10 ~ 500Hz, 2G 10min./1 cycle, period for 60min. each along X, Y, Z axes | | | | | | | | |
| SAFETY & EMC | SAFETY STANDARDS | | UL60950-1, CSAC 22.2 | | | | | | | |
| | WITHSTAND VOLTAGE | | I/P-O/P: 3KVDC | | | | | | | |
| | ISOLATION RESISTANCE | | I/P-O/P: 100M Ohms / 500VDC / 25°C / 70% RH | | | | | | | |
| OTHERS | MTBF | | 500khrs min. MIL-HDBK-217 F(25°C) | | | | | | | |
| | DIMENSION | | 15.24*7.5*6.5mm or 0.6"*0.295"*0.24" inch (L*W*H) | | | | | | | |
| | WEIGHT | | 1.7g | | | | | | | |

■ Mechanical Specification

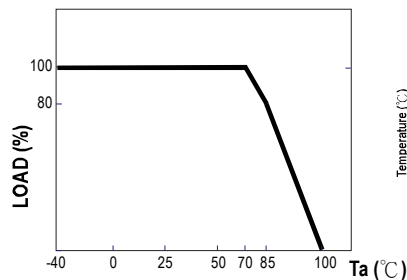


■ Pin Configuration

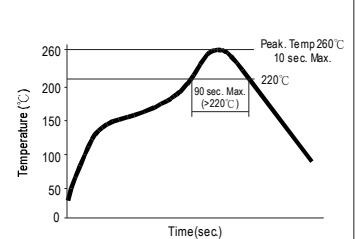
| Pin No. | Output |
|---------|--------|
| 1 | -Vin |
| 2 | +Vin |
| 3 | NC |
| 5 | COM |
| 6 | -Vout |
| 7 | NC |
| 8 | +Vout |
| 10 | NC |
| 11 | NC |
| 12 | NC |

NC : Please DO NOT connect to other pins.

■ Derating Curve



■ Reflow Soldering Curve



NOTE

1. All parameters are specified at normal input, rated load, 25°C 70% RH. ambient.
2. Ripple & noise are measured at 20MHz by using a 12" twisted pair terminated with a 0.1uf & 47uf capacitor.
3. Line regulation is measured from low line to high line at rated load.
4. Load regulation is measured from 20% to 100% rated load.