


PRODUCT SPECIFICATION

Model No.: FYLP-50W-UWU

Features:	
<ul style="list-style-type: none"> ■ High-Power Emitter LED Type ■ Size (mm):52*56 ■ Emitting Color: White ■ SMT package ■ RoHS Compliant 	

Applications:	
<ul style="list-style-type: none"> ■ Decorative lighting ■ Architectural lighting ■ Interior automotive ■ Illuminations 	



CUSTOMER APPROVED SIGNATURES	APPROVED BY	CHECKED BY	PREPARED BY

NINGBO FORYARD OPTOELECTRONICS CO.,LTD

Add:NO.115 Qixin Road Ningbo Zhejiang China

Zip:315051

Tel: 0086-574-87933652 87927870 87922206

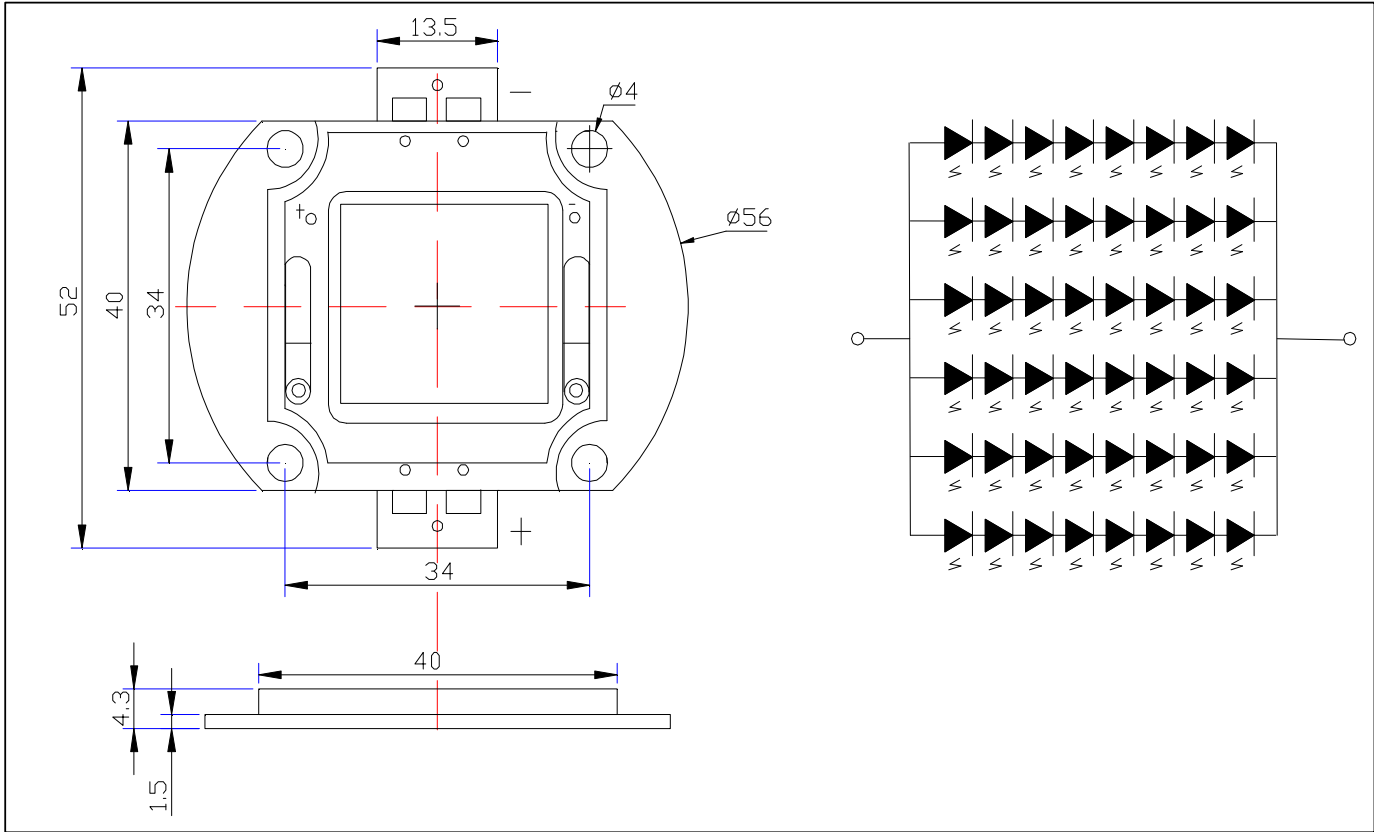
Fax: 0086-574-87927917

E-mail:Sales@foryard.com (General)

[Http://www.foryard.com](http://www.foryard.com)

Model No.: FYLP-50W-UWU

Mechanical Dimensions



Notes:

1. Dimension in millimeter, tolerance is ± 0.2 mm.
3. The specifications, characteristics and technical data described in the datasheet are subject to change without prior notice.

Model No.: FYLP-50W-UWU

■ Absolute Maximum Ratings(Ta=25° C)

Items	Symbol	Absolute maximum Rating	Unit
Forward Current(DC)	IF	2100	mA
Peak Forward Current*	IFP	2200	mA
Power Dissipation	PD	50	W
Operation Temperature	Topr	-40° C+85° C	°C
Storage Temperature	Tstg	-40°C+100°C	°C
Reverse Voltage	VR	10	V
Soldering Temperature	Tsol	Reflow Soldering:260°C/3sec	

*Pulse width \leq 1msec duty \leq 1/10

■ Typical Electrical & Optical Characteristics(Ta=25°C)

Items	Symbol	Condition	Min.	Typ.	Max	Unit
Forward Voltage	VF	IF = 2100mA	24	26	28	V
Reverse Current	IR	VR = 10V			80	uA
Color Temperature	CCT	IF = 2100mA	5000		6000	K
Luminous Flux	Φ_V	IF = 2100mA	2800			lm
50% Power Angle	2 $\theta_{1/2}$	IF = 2100mA	110	120	140	Deg

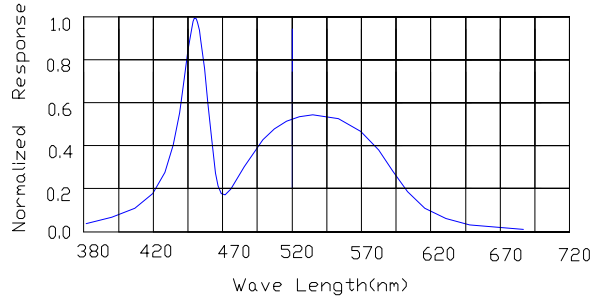
Note:

- 1.Luminous Intensity is based on the Foryard standards.
- 2.Pay attention about static for InGaN

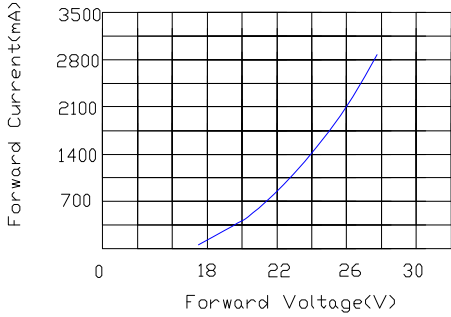
Model No.: FYLP-50W-UWU

Typical Electrical/Optical Characteristics Curves(Ta=25° C Unless Otherwise Noted)

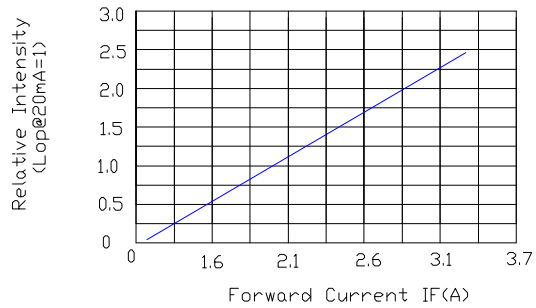
Spectral Reduance



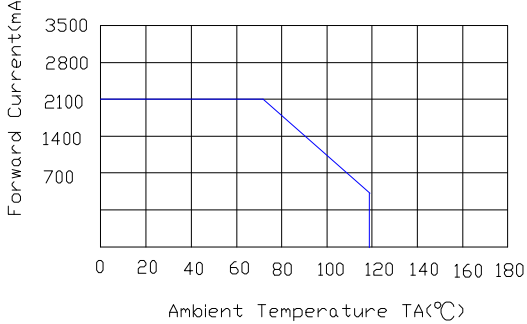
Forward Current Vs Forward Voltage



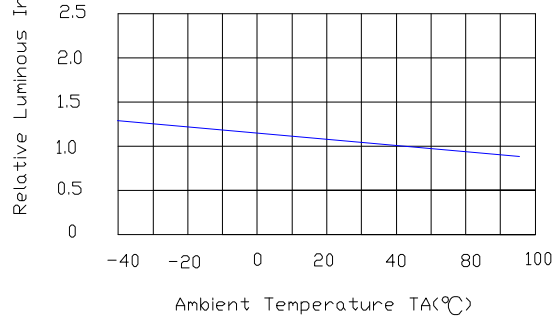
Relative Luminous intensity vs Forward current



Forward Current Derating Curve



Luminous Intensity Vs. Ambient Temperature



Radiation pattern.

