Revised Record									
	1.0	New Issue	2016-12-24						

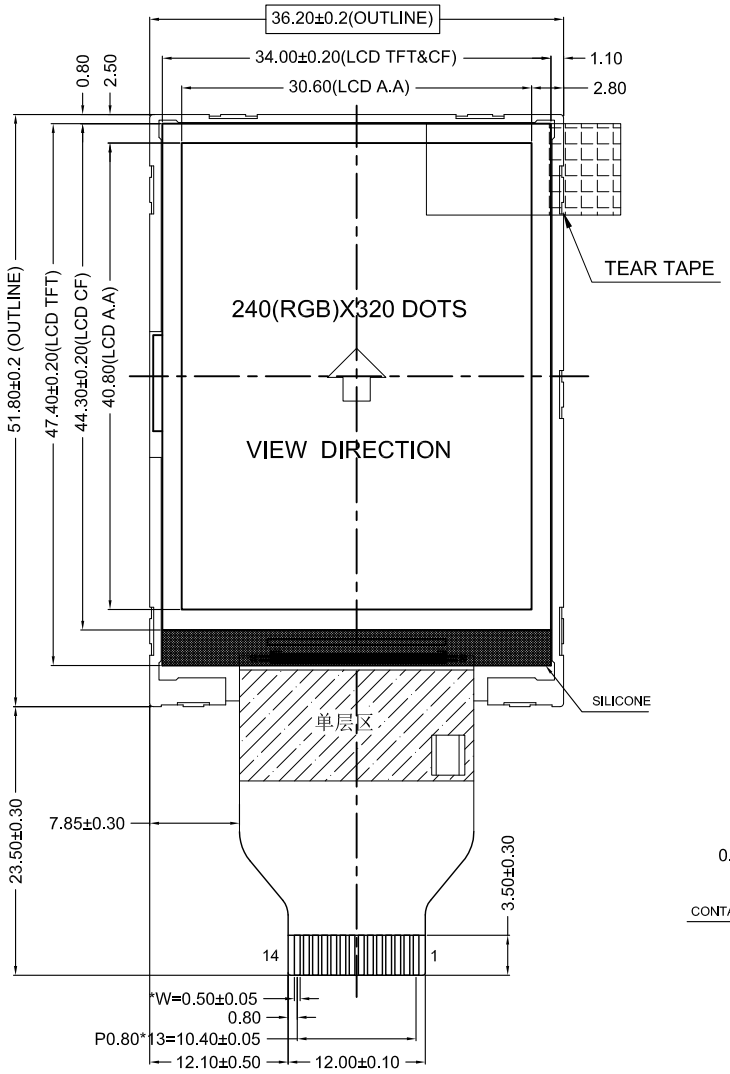

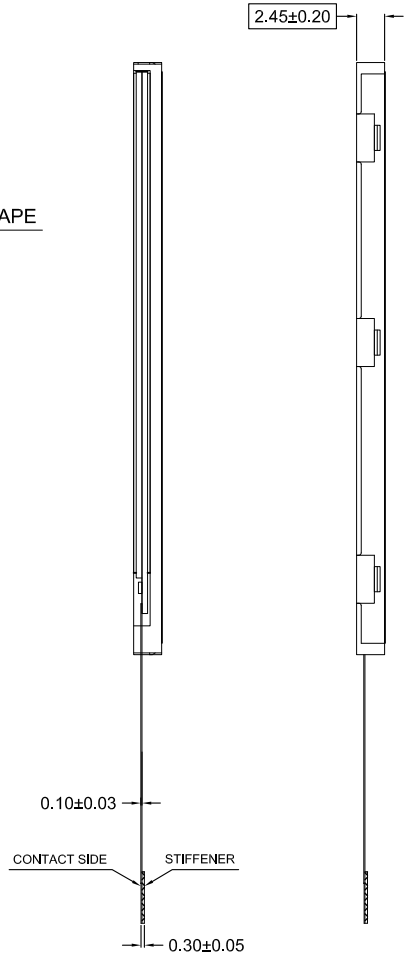

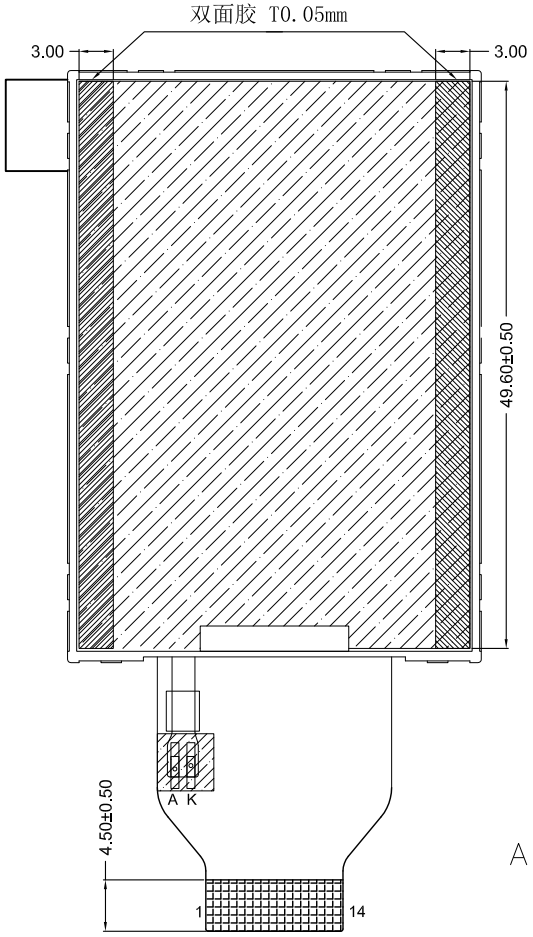

NO.	Signal
1	LED_A
2	LED_K
3	GND
4	CSB
5	RESET
6	A0
7	SCL
8	SDA
9	VDD
10	VSS
11	IOVCC
12	NC
13	NC
14	GND

Circuit Diagram

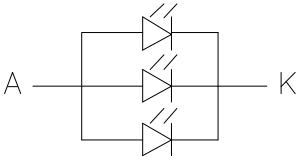

VF=3.1±0.2V;IF=60mA

DISPLAY TYPE:	2.0"TFT	DISPLAY DRIVER:	ST7789V	PIXEL PITCH:	0.1275 X 0.1275 mm
POLARIZER MODE:	TRANSMISSIVE	OPERATING TEMP:	-10°C TO +60°C	LCM BRIGHTNESS (CD/M^2) :	450MIN /500TYP
VIEWING DIRECTION:	Human Eye 6 O'CLOCK	STORAGE TEMP:	-20°C TO +60°C	BACK LIGHT:	LED WHITE(X3), 并联
Dot matrix:	240(RGB)X320 DOTS	STRUCTURE:	LCD+IC+FPC+BL	MATERIAL NOTE	ROHS REQUEST

Blaze Display Technology Co.,Ltd.

DESIGNED BY: BDT-23	BDT-T2014-02-SERIES	VERSION: 1.0
CHECKED BY: BDT-09		PAGE 1 OF 1
APPROVED BY: BDT-05		UNIT: mm
Website:http://www.blazedisplay.com		DATE: 2016-12-24